

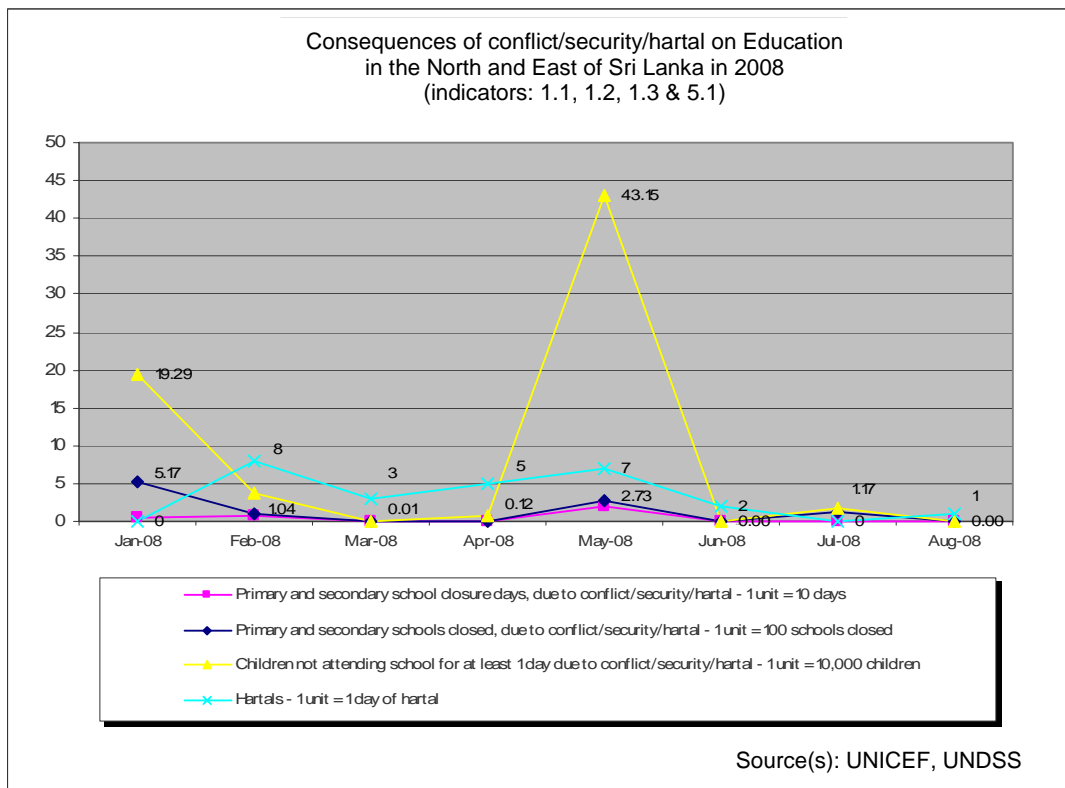
**Joint UN North East Situation Monitoring Report**  
August 2008

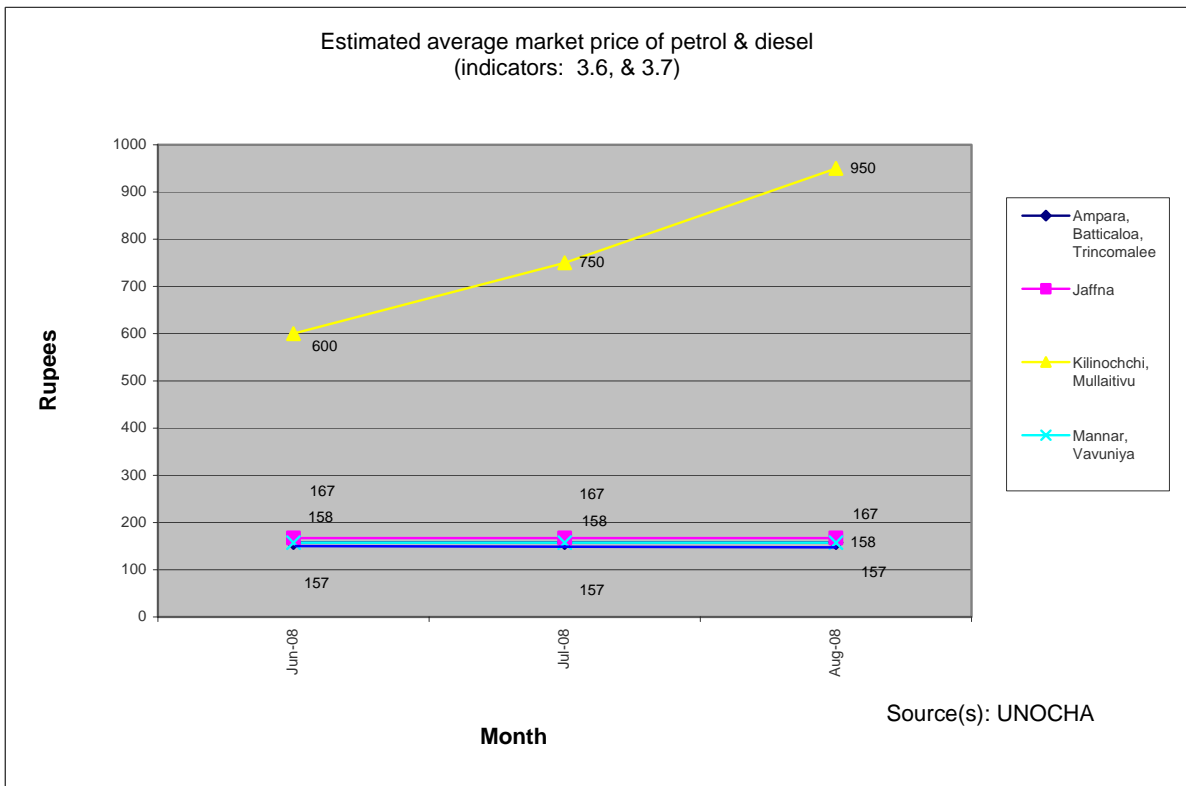
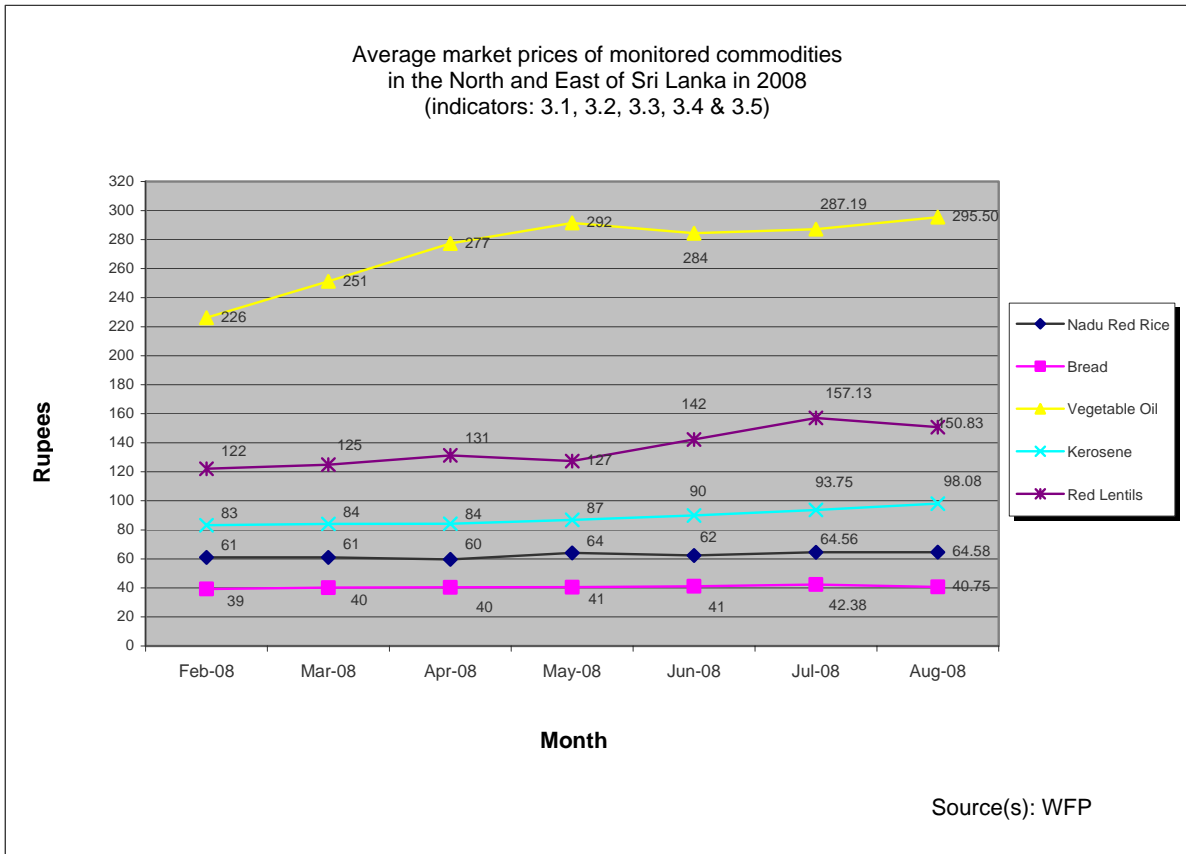
This report is intended to give an overview of the current situation in the North East by tracking the trends of various conflict-sensitive indicators. The table on page 7 & 8 lists data for the three most recent months.

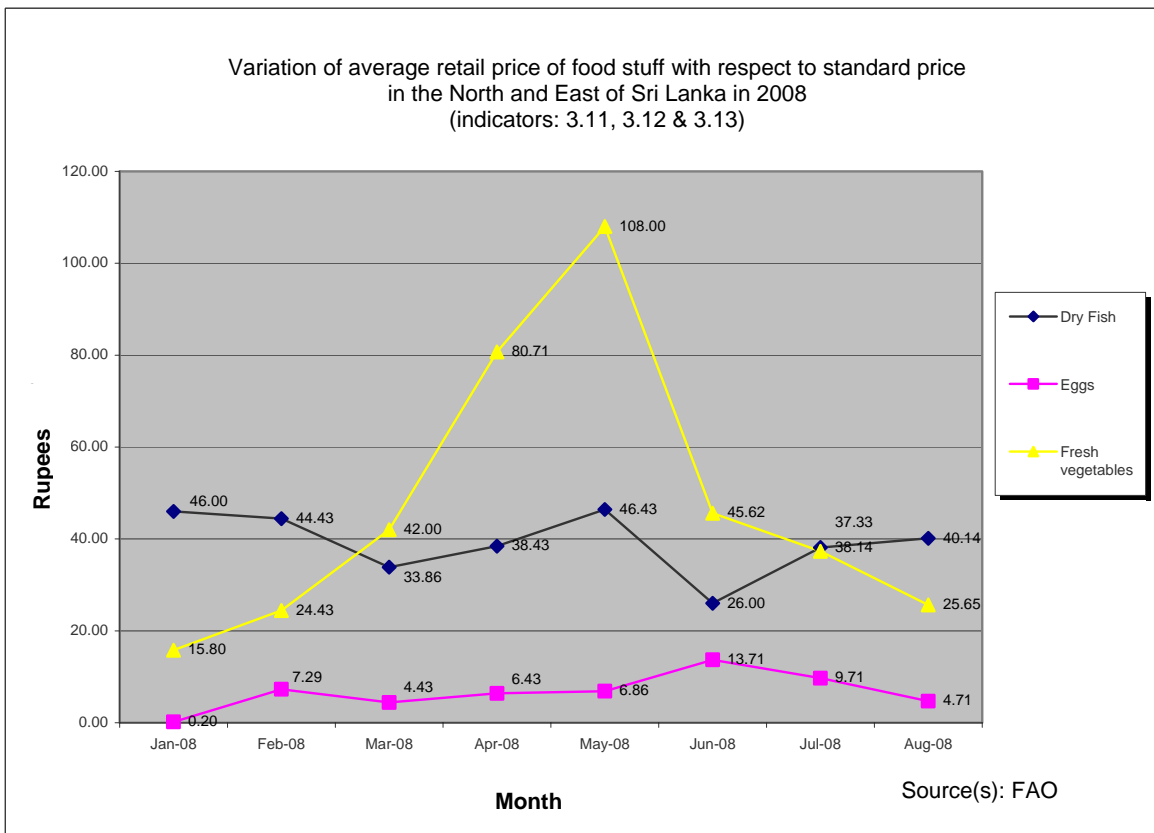
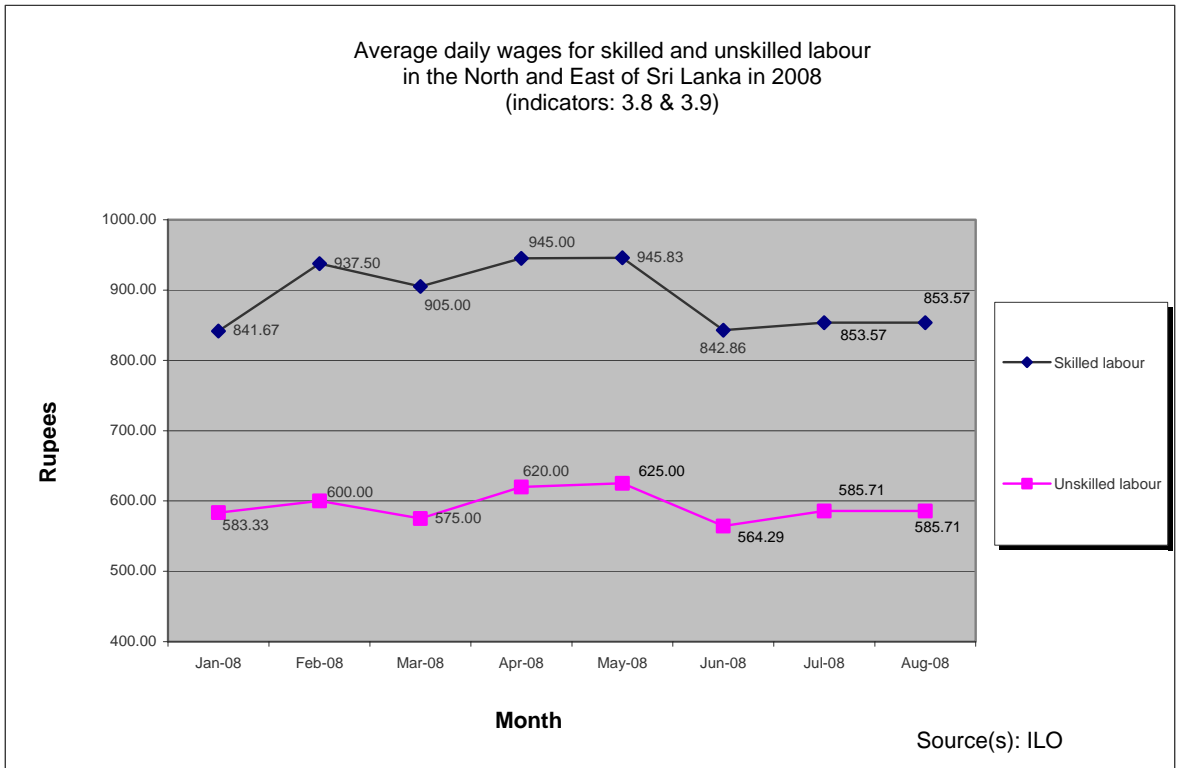
*Note that full commitment, as indicated by timely, regular reporting from all responsible agencies, is required in order to make this report useful as a decision-making tool.*

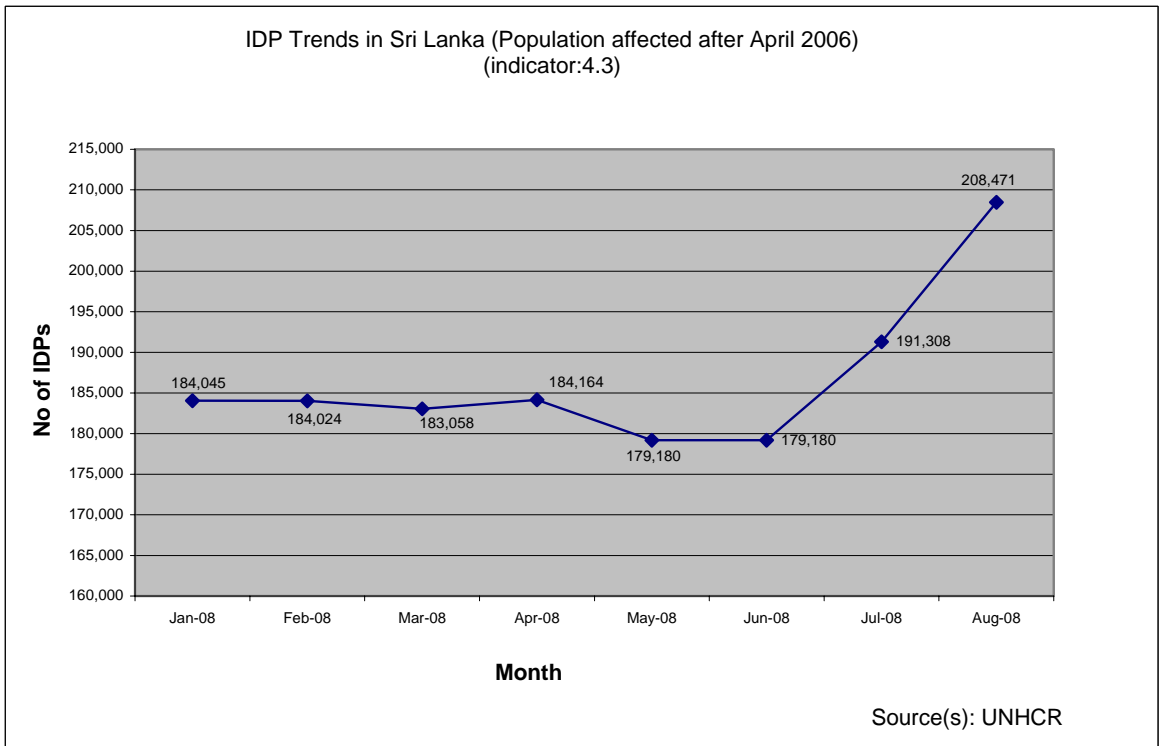
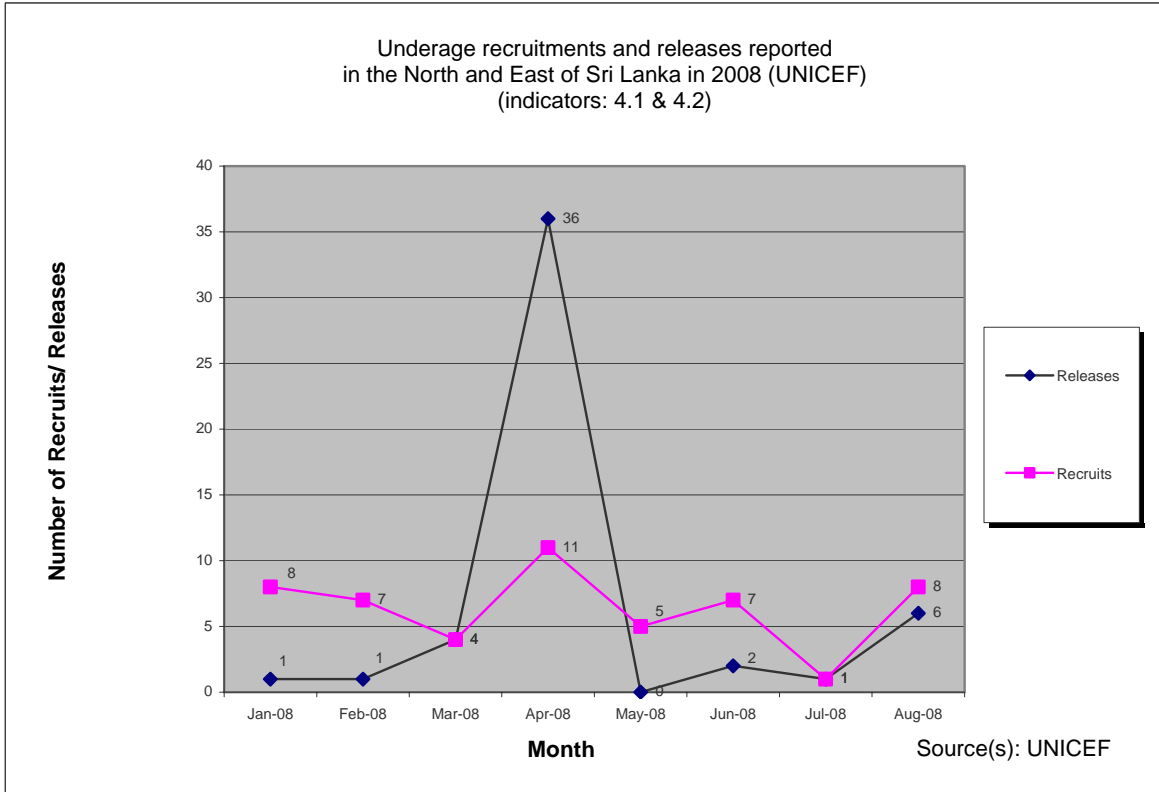
The following interpretations can be made for the month of August based on the data available:

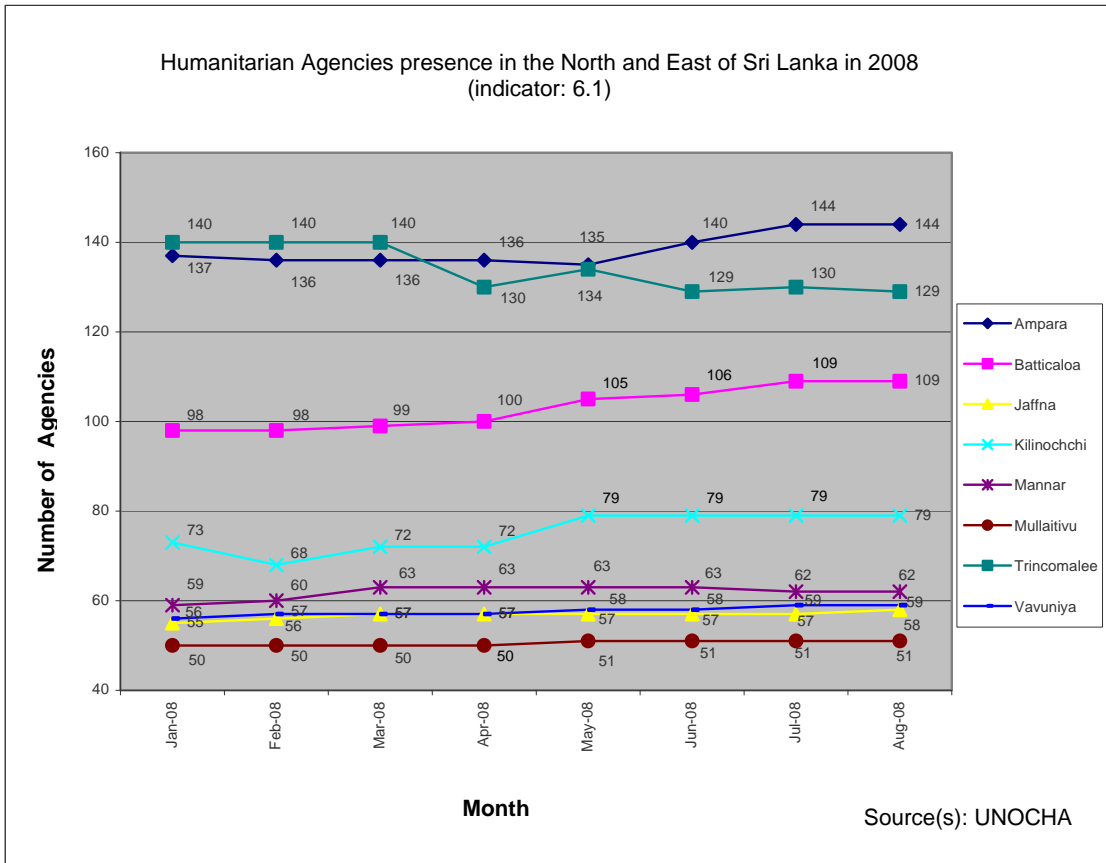
**North East:**



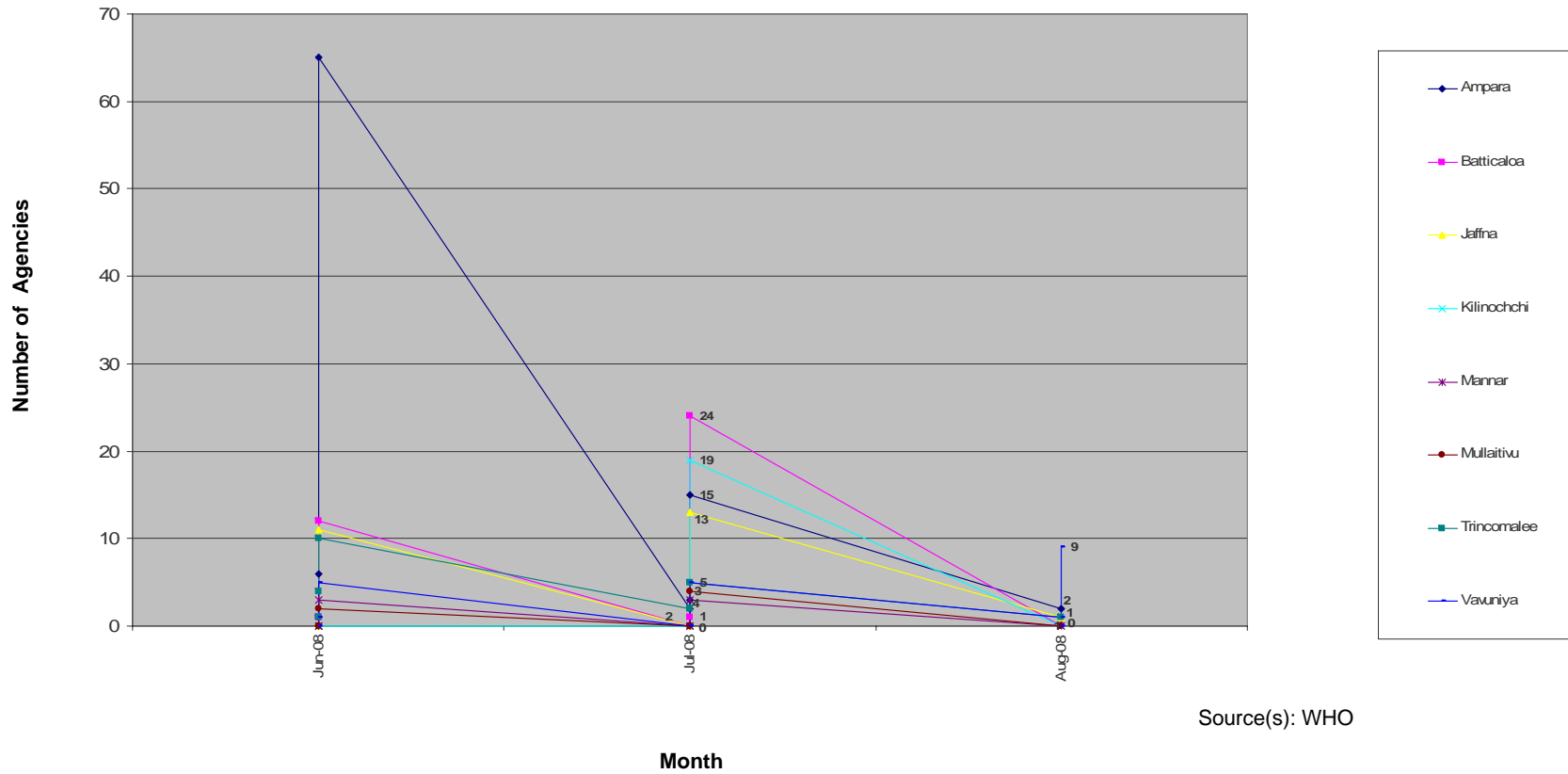








Prevalence of Leptospirosis, Dengue and Dysentery outbreaks (MOH)  
(indicators: 2.1, 2.2 & 2.3)



Source(s): WHO

*Please note that this August report does not cover the recent developments in the country.*

## Joint UN North East Situation Monitoring Report – August 2008

Indicator		Unit	Month	Ampara	Batticaloa	Jaffna	Kilinochchi	Mannar	Mullaitivu	Trincomalee	Vavuniya	Total	Average	Resp.	Trends / Comments
1.1	Primary and secondary school closure days, due to conflict/security/hartal	Number	Aug-08	0	0	0	0	0	0	0	0	0	0.00	UNICEF	Schools officially closed due to 2nd term holiday.
			Jul-08	0	0	0	N/A	N/A	N/A	0	N/A	0	0.00		
			Jun-08	N/A	0	0	0	0	0	N/A	0	0	0.00		
1.2	Primary and secondary schools closed, due to conflict/security/hartal	Number	Aug-08	0	0	0	0	0	0	0	0	0	0	UNICEF	
			Jul-08	0	0	0	N/A	33	29	0	55	117			
			Jun-08	N/A	0	0	0	0	0	N/A	0	0			
1.3	Children not attending school for at least 1 day due to conflict/security/hartal	Number	Aug-08	0	0	0	0	0	0	0	0	0	0	UNICEF	
			Jul-08	0	0	0	N/A	7,840	6,000	0	3,730	17,570			
			Jun-08	N/A	0	0	0	0	0	N/A	0	0			
2.1	Prevalence of Dengue outbreaks (MOH)	Number	Aug-08	2	0	0	0	0	0	2	1	5		WHO	No outbreak declared
			Jul-08	6	1	0	0	0	0	1	0	8			
			Jun-08	3	4	1	0	1	0	8	0	17			
2.2	Prevalence of Leptospirosis outbreaks (MOH)	Number	Aug-08	3	1	0	0	0	0	2	0	6		WHO	No outbreak declared
			Jul-08	1	1	0	0	0	0	4	0	6			
			Jun-08	0	1	0	0	0	0	9	1	11			
2.3	Prevalence of Dysentery outbreaks (MOH)	Number	Aug-08	15	24	13	19	3	4	5	9	92		WHO	No outbreak declared
			Jul-08	65	12	11	0	3	2	10	5	108			
			Jun-08	44	15	6	4	1	3	9	5	87			
3.1	Average market price of nadu red rice	Rs./kg	Aug-08	N/A	N/A	N/A	N/A	N/A	N/A	N/A	N/A			WFP	No information received from WFP for Aug 2008
			Jul-08	69	71	100	40	N/A	39	69	N/A	65			
			Jun-08	68	71	100	38	65	39	70	66	65			
3.2	Average market price of bread	Rs./loaf	Aug-08	N/A	N/A	N/A	N/A	N/A	N/A	N/A	N/A			WFP	No information received from WFP for Aug 2008
			Jul-08	39	43	48	38	N/A	40	37	N/A	41			
			Jun-08	38	52	48	38	45	38	40	40	42			
3.3	Average market price of vegetable oil	Rs./litre	Aug-08	N/A	N/A	N/A	N/A	N/A	N/A	N/A	N/A			WFP	No information received from WFP for Aug 2008
			Jul-08	370	363	230	300	N/A	290	220	N/A	296			
			Jun-08	340	363	230	300	285	300	227	253	287			
3.4	Average market price of kerosene	Rs./litre	Aug-08	N/A	N/A	N/A	N/A	N/A	N/A	N/A	N/A			WFP	No information received from WFP for Aug 2008
			Jul-08	79	85	85	130	N/A	130	80	N/A	98			
			Jun-08	79	82	90	120	87	120	86	87	94			
3.5	Average market price of red lentils	Rs./kg	Aug-08	N/A	N/A	N/A	N/A	N/A	N/A	N/A	N/A			WFP	No information received from WFP for Aug 2008
			Jul-08	195	225	140	65	N/A	70	210	N/A	151			
			Jun-08	163	218	150	63	185	68	220	193	157			
3.6	Estimated average market price of petrol	Rs./litre	Aug-08	158	158	167	950	157	950	158	157			OCHA	
			Jul-08	158	158	167	750	157	750	158	157				
			Jun-08	158	158	167	600	157	600	158	157				
3.7	Estimated average market price of diesel	Rs./litre	Aug-08	111	111	119	400	110	400	111	110			OCHA	
			Jul-08	111	111	119	300	110	300	111	110				
			Jun-08	111	111	119	250	110	250	111	110				
3.8	Average daily wages, skilled labour	Rs.	Aug-08	950	1,000	700	750	900	725	950	-	853.57		ILO	Data reflects range midpoint.
			Jul-08	950	1,000	700	750	900	725	950	-	853.57			
			Jun-08	950	1,000	700	725	850	725	950	-	842.86			
3.9	Average daily wages, unskilled labour	Rs.	Aug-08	650	650	550	525	600	475	650	-	585.71		ILO	Data reflects range midpoint.
			Jul-08	650	650	550	525	600	475	650	-	585.71			
			Jun-08	650	600	550	475	550	475	650	-	564.29			
3.1	Variation of average retail price of fresh fish with respect to standard price	%	Aug-08	58	37	-53	19	-4	N/A	15	55	18.14		FAO	Standard price refers to the average retail price of this good 12 months prior to the reporting month
			Jul-08	58	34	-56	-10	12	N/A	15	28	11.57			
			Jun-08	58	34	-56	60	-12	N/A	31	-7	15.43			
3.1	Variation of average retail price of dry fish with respect to standard price	%	Aug-08	118	24	13	-11	79	N/A	8	50	40.14		FAO	Standard price refers to the average retail price of this good 12 months prior to the reporting month
			Jul-08	100	40	-13	-20	96	N/A	14	50	38.14			
			Jun-08	118	37	-13	17	11	N/A	9	3	26.00			

Joint UN North East Situation Monitoring Report – August 2008

	Indicator	Unit	Month	Ampara	Batticaloa	Jaffna	Kilinochchi	Mannar	Mullaitivu	Trincomalee	Vavuniya	Total	Average	Resp.	Trends / Comments
3.12	Variation of average retail price of eggs with respect to standard price	%	Aug-08	11	33	-63	-15	50	N/A	17	0		4.71	FAO	Standard price refers to the average retail price of this good 12 months prior to the reporting month
			Jul-08	22	33	-55	20	20	N/A	17	11		9.71		
			Jun-08	38	33	-63	20	20	N/A	40	8		13.71		
3.13	Variation of average retail price of fresh vegetables with respect to standard price	%	Aug-08	30	26	-0.42	41	84	N/A	-1	0		25.65	FAO	Standard price refers to the average retail price of this good 12 months prior to the reporting month
			Jul-08	92	106	-1	3	60	N/A	-10	11		37.33		
			Jun-08	115	165	-0.68	-4	34	N/A	13	-3		45.62		
4.1	Underage recruits reported	Number	Aug-08	1	2	0	2	0	3	0	0	8	1.00	UNICEF	Includes both LTTE and Karuna faction; Continually revised based on incoming reports.
			Jul-08	0	1	0	0	0	0	0	0	1	0.13		
			Jun-08	5	0	0	1	0	1	0	0	0	7		
4.2	Underage releases reported	Number	Aug-08	0	5	0	0	0	0	1	0	6	0.75	UNICEF	Includes both LTTE and Karuna faction; Continually revised based on incoming reports.
			Jul-08	0	1	0	0	0	0	0	0	1	0.13		
			Jun-08	0	0	0	0	0	0	0	2	0	2		
4.3	IDPs, by present location	Number of people	Aug-08	4,278	16,965	28,152	89,247	8,477	37,523	5,426	18,403	208,471		UNHCR	
			Jul-08	4,431	18,171	28,144	51,742	24,110	41,084	5,254	18,372	191,308			
			Jun-08	5,106	18,708	28,573	50,469	25,314	32,649	5,427	12,934	179,180			
5.1	Hartals	Number	Aug-08	0	0	1	0	0	0	0	0	0	1	UN DSS	
			Jul-08	0	0	0	0	0	0	0	0	0	0		
			Jun-08	0	1	0	0	1	0	0	0	0	2		
5.2	Security incidents involving civilians - fatalities	Number	Aug-08	4	13	6	1	4	4	9	8	49		UN DSS	
			Jul-08	5	2	6	0	1	2	5	6	27			
			Jun-08	1	2	6	0	4	11	2	16	42			
5.3	Security incidents involving humanitarian workers - fatalities	Number	Aug-08	0	0	0	0	0	0	0	0	0		UN DSS	
			Jul-08	0	0	0	0	0	0	0	0	0			
			Jun-08	0	0	0	0	0	0	0	0	0			
5.4	Security incidents involving humanitarian workers - injuries	Number	Aug-08	0	0	0	0	0	0	0	1	1		UN DSS	
			Jul-08	0	0	0	0	0	0	0	0	0			
			Jun-08	0	0	0	0	0	0	0	0	0			
5.5	Security incidents involving humanitarian workers	Number	Aug-08	2	0	2	2	0	0	0	76	82		UN DSS	
			Jul-08	4	0	4	1	0	0	0	44	53			
			Jun-08	3	0	0	0	0	0	0	53	56			
5.6	Arrests under the Emergency Regulations/ Prevention of Terrorism Act	Number	Aug-08	N/A	N/A	N/A	N/A	N/A	N/A	N/A	N/A	0		UN OHCHR	
			Jul-08	N/A	N/A	N/A	N/A	N/A	N/A	N/A	N/A	N/A	0		
			Jun-08	N/A	N/A	N/A	N/A	N/A	N/A	N/A	N/A	N/A	0		
5.7	Disappearances reported to the Human Rights Commission	Number	Aug-08	N/A	N/A	N/A	N/A	N/A	N/A	N/A	N/A	0		UN OHCHR	
			Jul-08	N/A	N/A	N/A	N/A	N/A	N/A	N/A	N/A	N/A	0		
			Jun-08	N/A	N/A	N/A	N/A	N/A	N/A	N/A	N/A	N/A	0		
6.1	Humanitarian agencies present	Number	Aug-08	144	109	58	79	62	51	129	59			OCHA	
			Jul-08	144	109	57	79	62	51	130	59				
			Jun-08	140	106	57	79	63	51	129	58				
6.2	UN projects disrupted due to security reasons	Number	Aug-08	-	3	0	37	6	27	0	1	74		OCHA	
			Jul-08	-	3	0	37	6	27	0	1	74			
			Jun-08	-	3	0	37	6	27	0	1	74			
6.3	Description of UN activities that have been suspended / delayed or put on hold due to security/conflict (optional)		provided in attached narrative										All		

Key	-	No Report		Current Month
	N/A	Not Available		Last Month
	0	Reported as Zero		Two Months Ago

**Narrative Report**

The following information is voluntarily provided by agencies, to supplement the indicator table above.

Agency	Comments
OCHA	<ul style="list-style-type: none"> <li data-bbox="483 359 1308 447">• In Jaffna the number of agencies increased from 57 to 58 as Canadian Red Cross started their operations in association with the Sri Lanka Red Cross.</li> <li data-bbox="483 478 1308 537">• In Trincomalee the number of agencies decreased from 130 to 129 as USAID closed their office in the district.</li> </ul>

**Disclaimer: The content of this report is accurate to the best knowledge of each responsible agency, at the time of the report. This report does not represent the view of the UN as a whole.**