

Joint UN North East Situation Monitoring Report

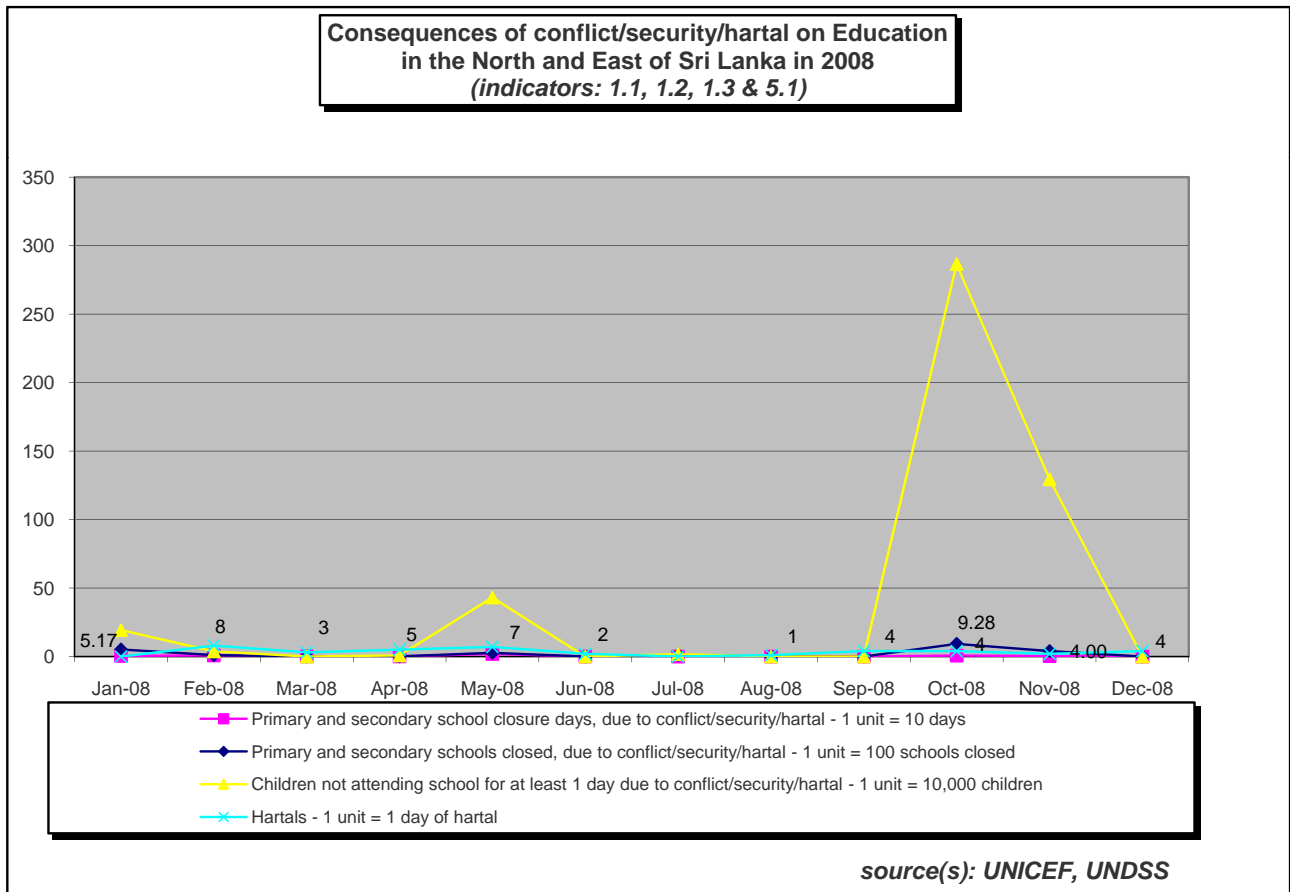
December 2008

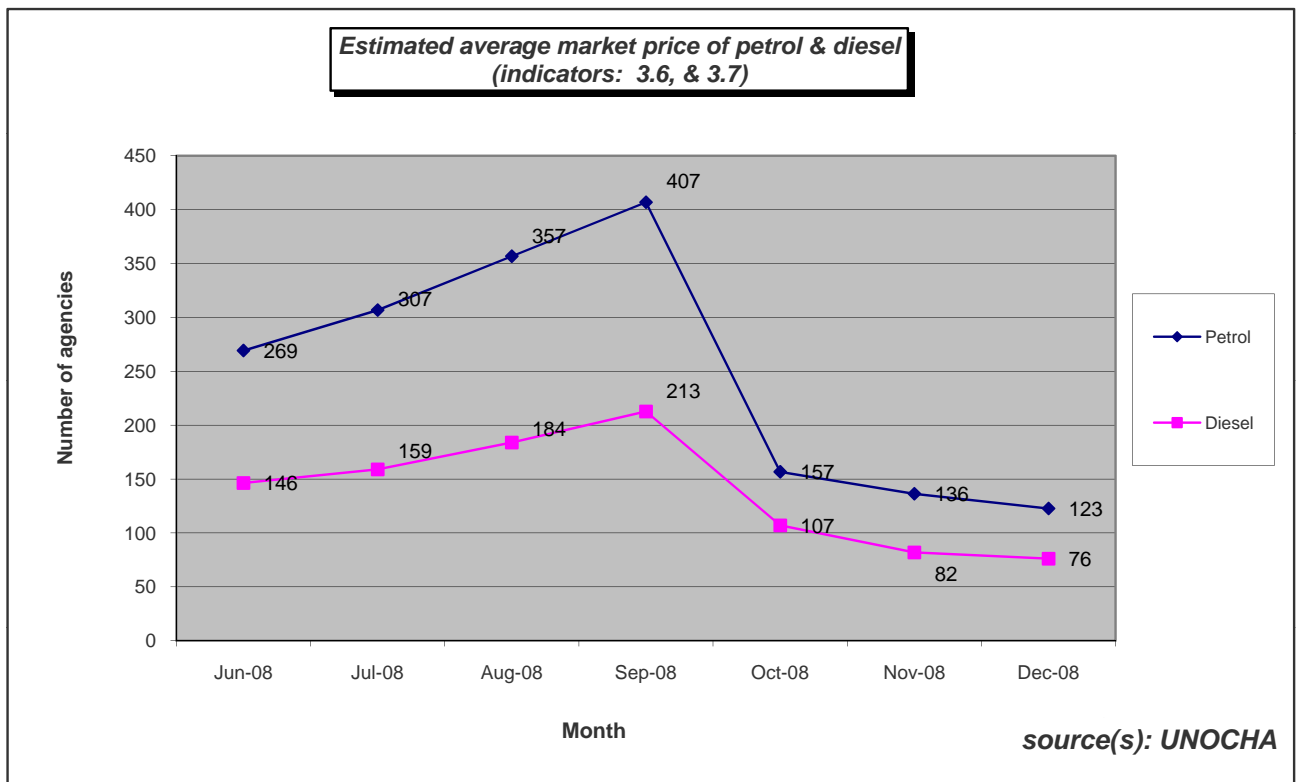
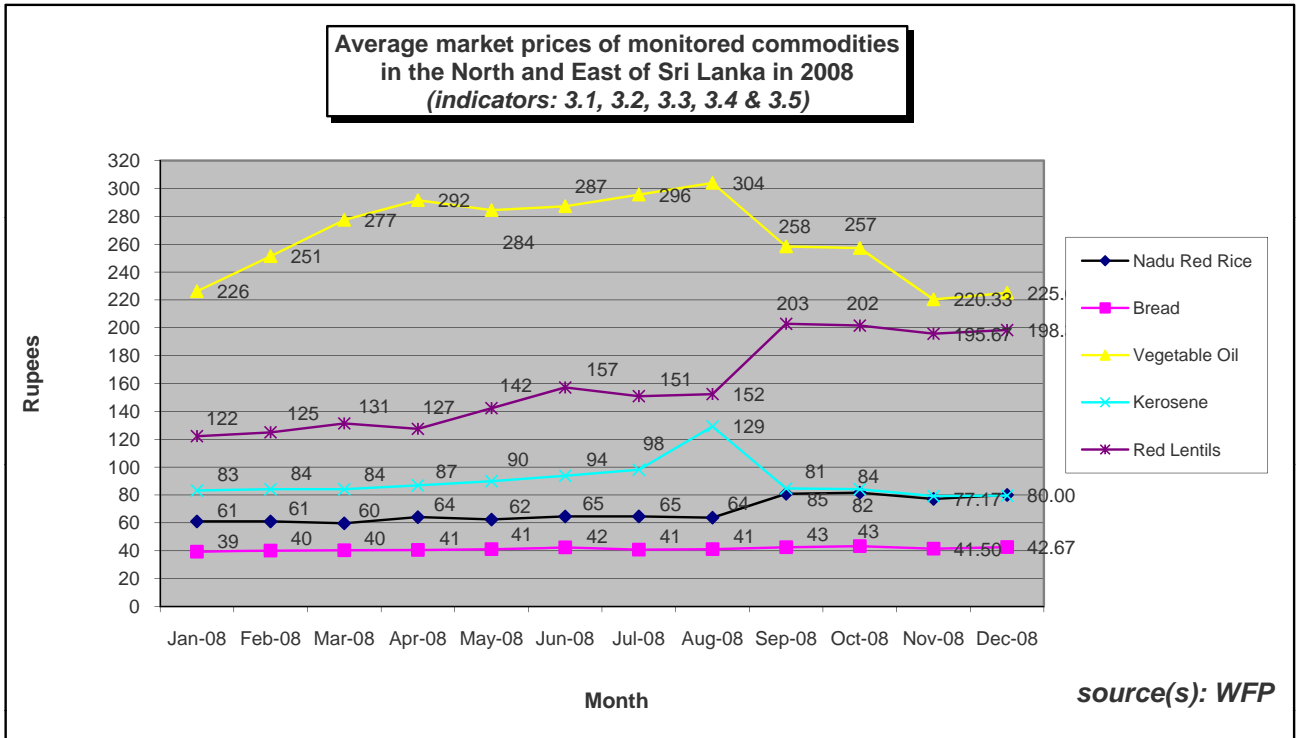
This report is intended to give an overview of the current situation in the North East by tracking the trends of various conflict-sensitive indicators. The table on pages 6 & 7 lists data for the three most recent months.

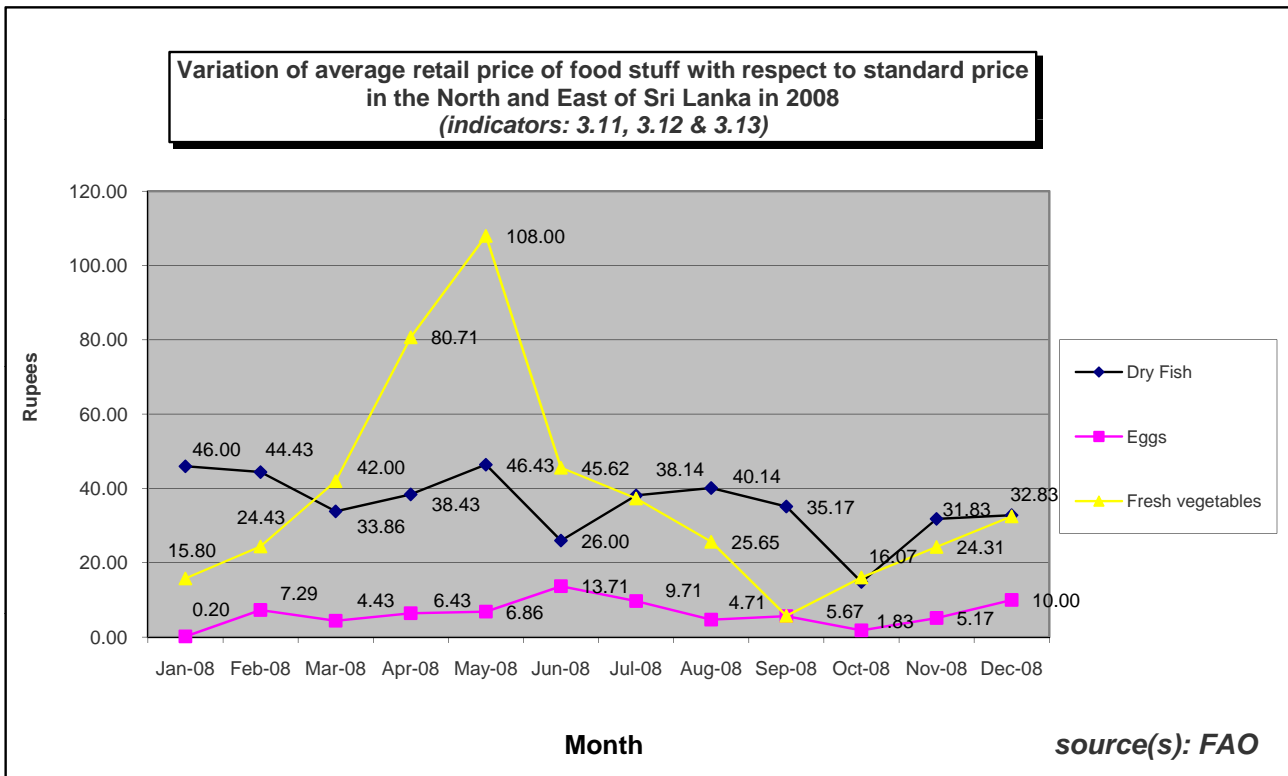
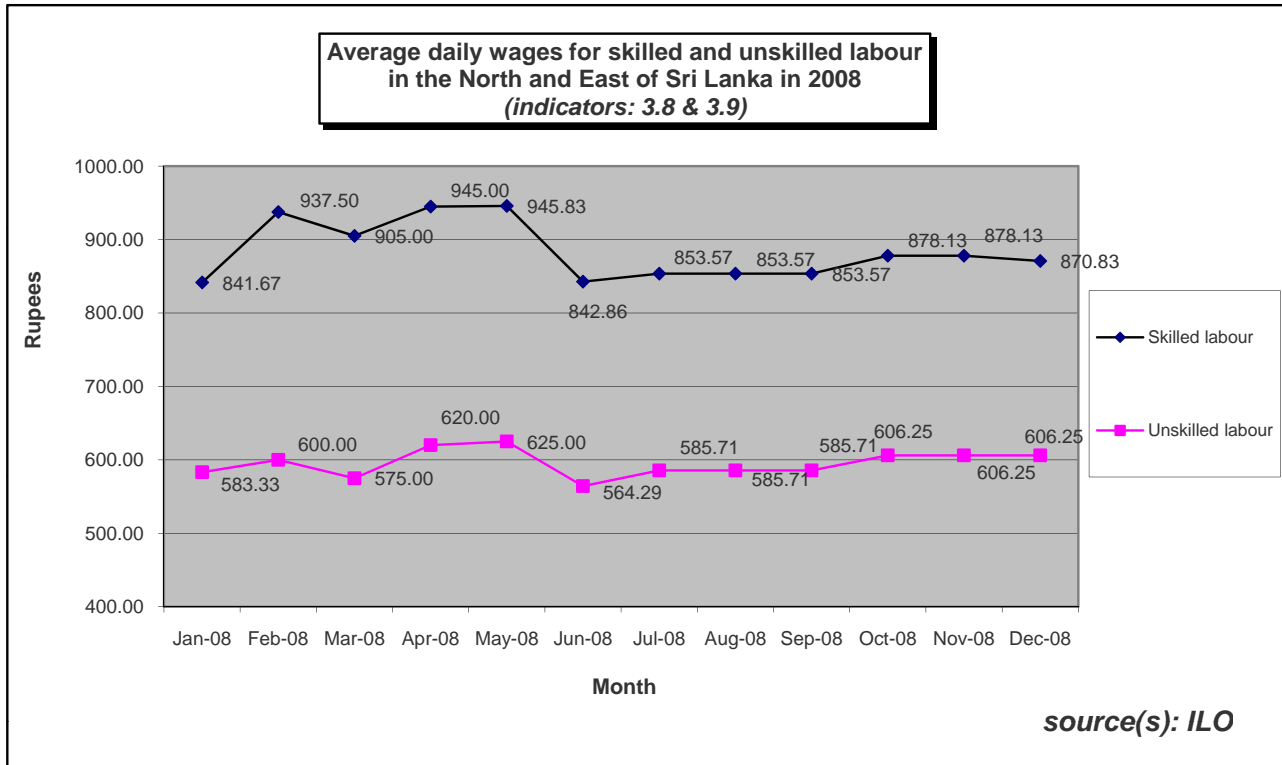
Note that timely, regular reporting from all responsible agencies is required in order to make this report useful as a decision-making tool.

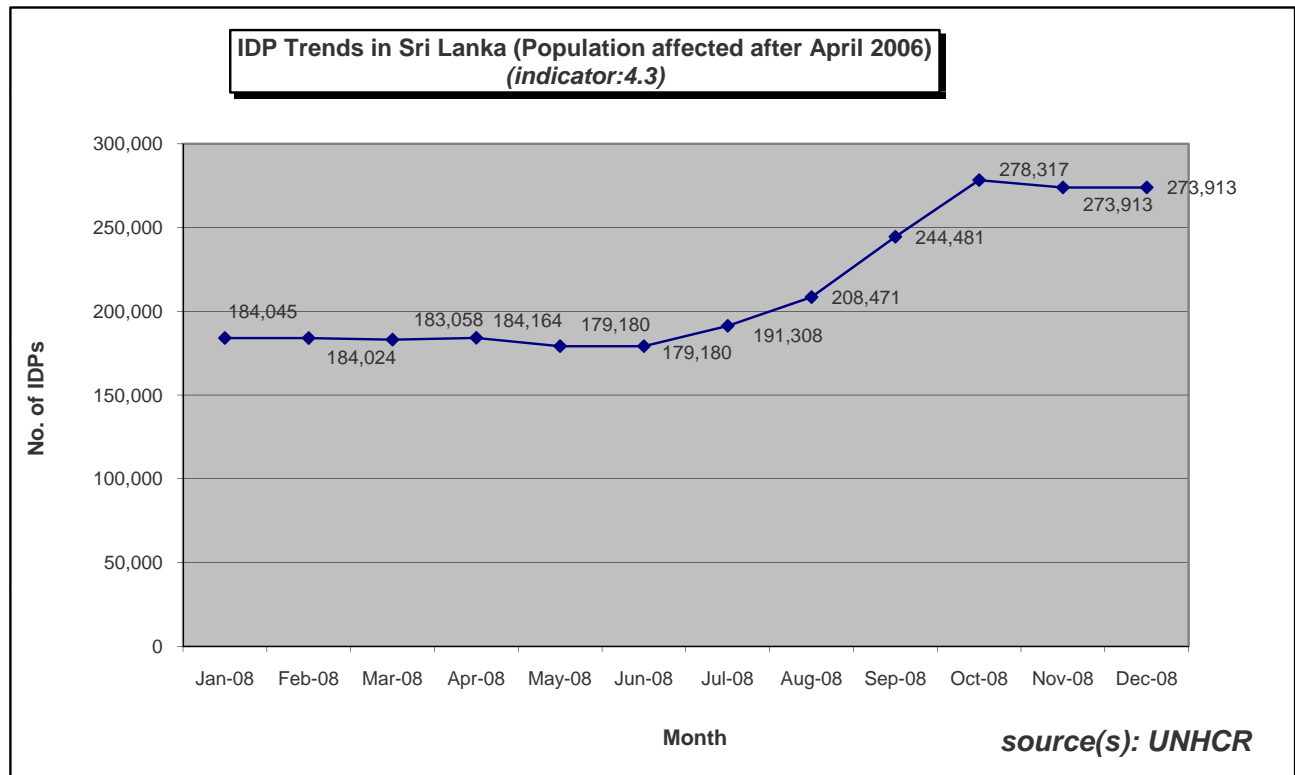
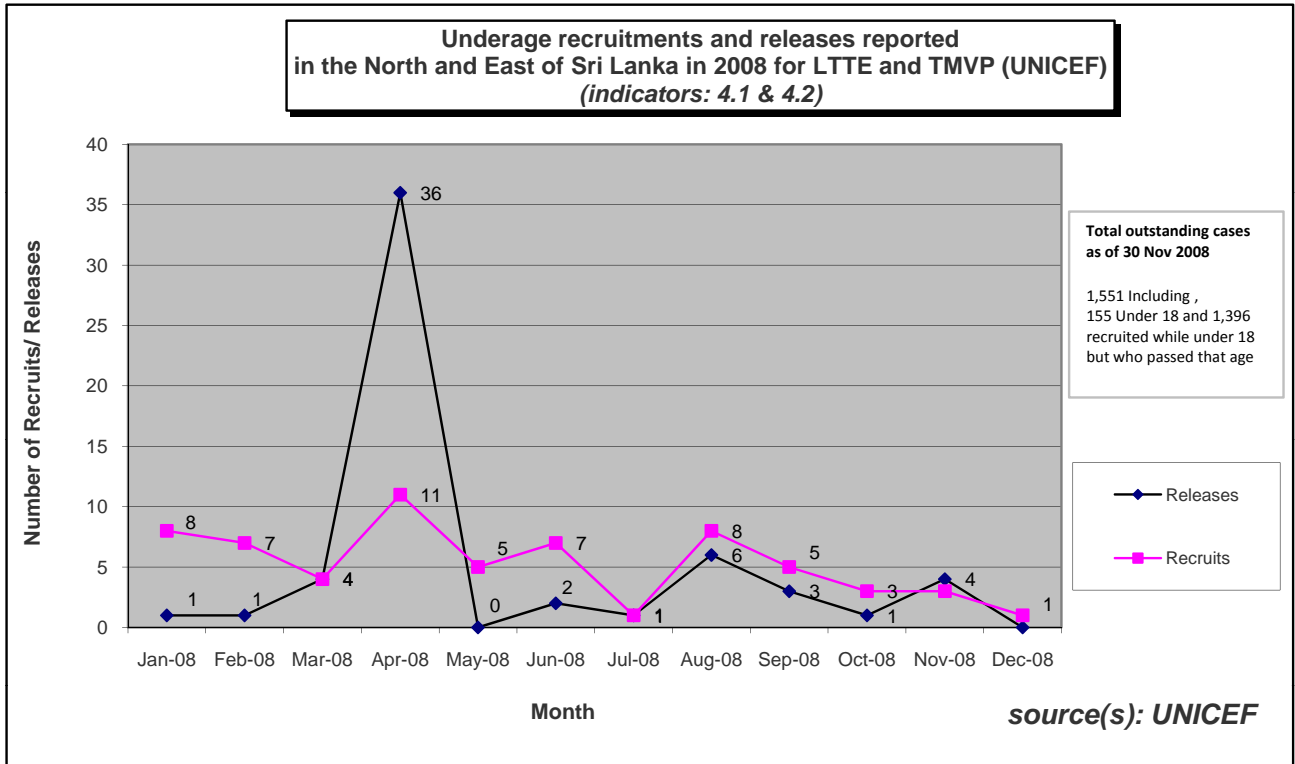
The following interpretations can be made for the month of December based on the data available:

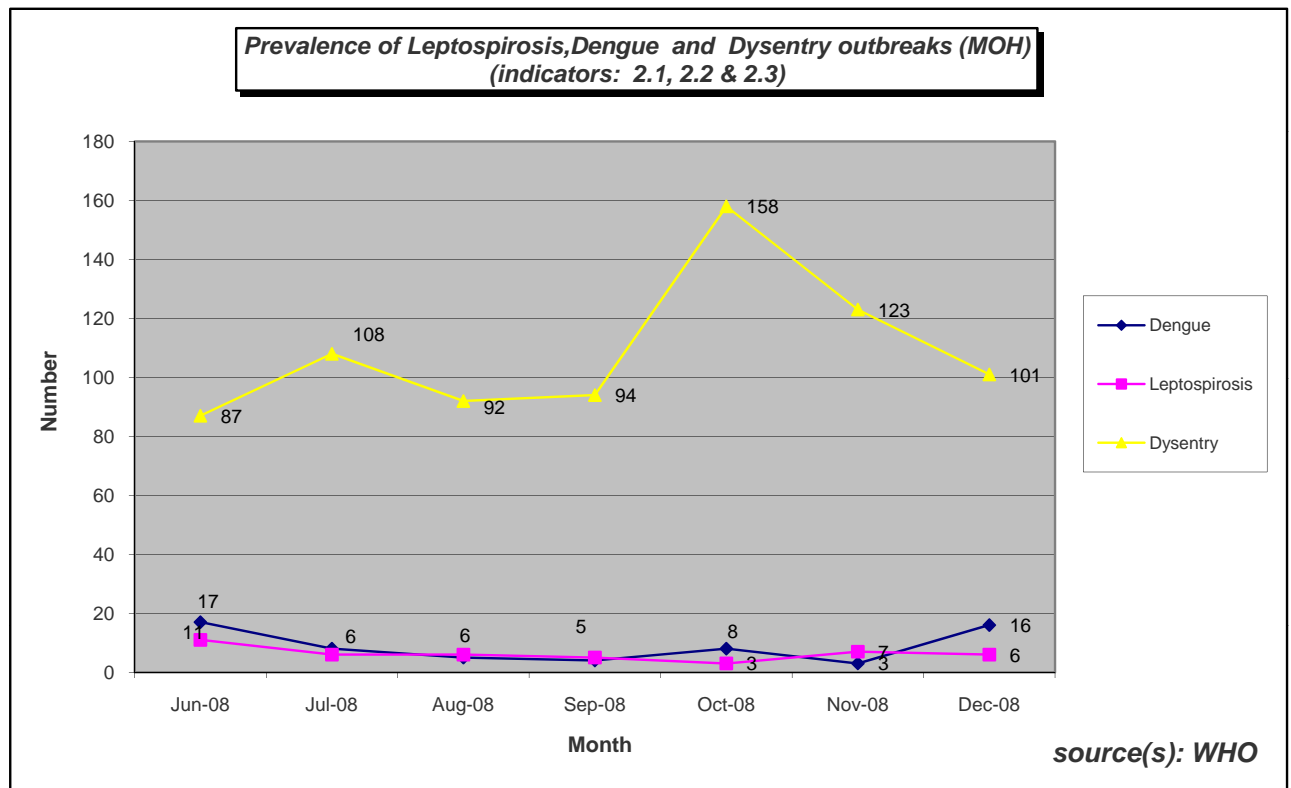
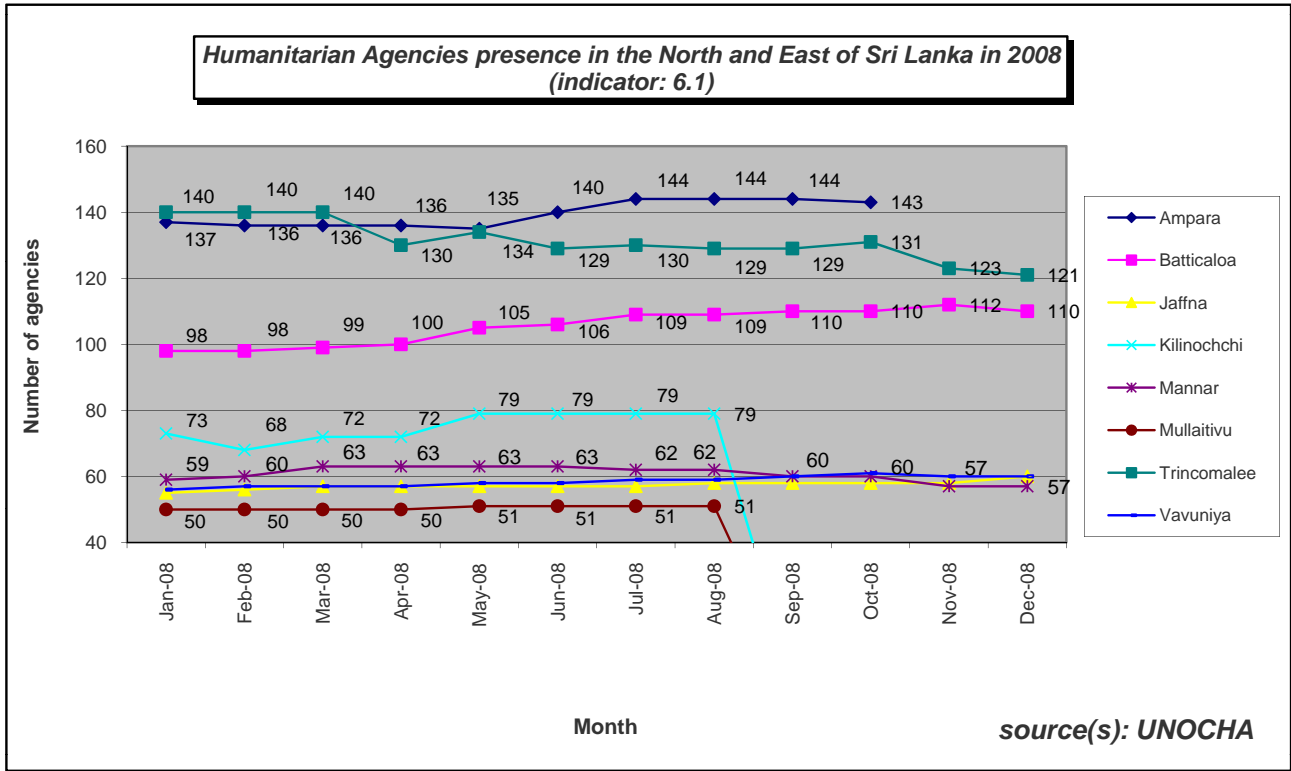
North East:











Joint UN North East Situation Monitoring Report – December 2008

Indicator	Unit	Month	Ampara	Batticaloa	Jaffna	Kilinochchi	Mannar	Mullaitivu	Trincomalee	Vavuniya	Total	Average	Resp.	Trends / Comments	
1.1	Primary and secondary school closure days, due to conflict/security/hartal	Number	Dec-08	0	0	0	0	0	0	0	0	0.00	UNICEF	Year end holiday and schools were closed.	
			Nov-08	N/A	0	4	N/A	0	N/A	0	0	4			0.80
			Oct-08	0	1	2	N/A	2	N/A	0	2	7			1.17
1.2	Primary and secondary schools closed, due to conflict/security/hartal	Number	Dec-08	0	0	0	0	0	0	0	0	0	UNICEF		
			Nov-08	N/A	0	400	N/A	0	N/A	0	0	400			
			Oct-08	0	324	400	N/A	73	N/A	0	131	928			
1.3	Children not attending school for at least 1 day due to conflict/security/hartal	Number	Dec-08	0	0	0	0	0	0	0	0	0	UNICEF		
			Nov-08	N/A	0	129,381	N/A	0	N/A	0	0	129,381			
			Oct-08	0	130,478	129,381	N/A	20,218	N/A	0	6,394	286,471			
2.1	Prevalence of Dengue outbreaks (MOH)	Number	Dec-08	0	3	0	0	13	0	0	0	16	WHO	Outbreak in Mannar	
			Nov-08	0	0	2	1	0	0	0	0	3			
			Oct-08	1	1	5	0	0	0	0	1	8			
2.2	Prevalence of Leptospirosis outbreaks (MOH)	Number	Dec-08	2	1	0	0	0	0	2	1	6	WHO	no outbreak	
			Nov-08	2	2	0	0	0	0	2	1	7			
			Oct-08	1	1	1	0	0	0	0	0	3			
2.3	Prevalence of Dysentery outbreaks (MOH)	Number	Dec-08	13	62	12	0	1	0	7	6	101	WHO	Increased No. in Batticaloa and under reporting in Kill and Mullathieve	
			Nov-08	7	51	6	23	6	5	13	12	123			
			Oct-08	7	45	15	43	1	31	14	2	158			
3.1	Average market price of nadu red rice	Rs./kg	Dec-08	61	72	120	NA	76	NA	80	71		80	WFP	
			Nov-08	60	71	105	NA	74	NA	80	73		77		
			Oct-08	60	72	125	N/A	N/A	N/A	80	71		82		
3.2	Average market price of bread	Rs./loaf	Dec-08	38	45	48	NA	40	NA	45	40		43	WFP	
			Nov-08	38	45	48	NA	40	NA	40	38		42		
			Oct-08	38	45	48	N/A	N/A	N/A	46	40		43		
3.3	Average market price of vegetable oil	Rs./litre	Dec-08	380	352	175	NA	135	NA	160	148		225	WFP	
			Nov-08	380	350	170	NA	130	NA	159	133		220		
			Oct-08	380	353	210	N/A	N/A	N/A	180	162		257		
3.4	Average market price of kerosene	Rs./litre	Dec-08	80	85	85	NA	65	NA	82	80		80	WFP	
			Nov-08	80	85	85	NA	65	NA	81	79		79		
			Oct-08	80	85	85	N/A	N/A	N/A	83	87		84		
3.5	Average market price of red lentils	Rs./kg	Dec-08	221	208	150	NA	200	NA	208	203		198	WFP	
			Nov-08	220	210	140	NA	200	NA	201	203		196		
			Oct-08	223	207	165	N/A	N/A	N/A	210	203		202		
3.6	Estimated average market price of petrol	Rs./litre	Dec-08	N/A	121	131	N/A	120	N/A	123	120			OCHA	
			Nov-08	N/A	143	152	N/A	122	N/A	143	122				
			Oct-08	143	158	167	N/A	158	N/A	158	157				
3.7	Estimated average market price of diesel	Rs./litre	Dec-08	N/A	81	79	N/A	70	N/A	81	70			OCHA	
			Nov-08	N/A	81	88	N/A	80	N/A	81	80				
			Oct-08	81	111	119	N/A	111	N/A	111	110				
3.8	Average daily wages, skilled labour	Rs.	Dec-08	1,000	1,100	700	750	900	725	950	900		870.83	ILO	Data reflects range midpoint.
			Nov-08	1,000	1,100	700	750	900	725	950	900		878.13		
			Oct-08	1,000	1,100	700	750	900	725	950	900		878.13		
3.9	Average daily wages, unskilled labour	Rs.	Dec-08	700	600	550	525	650	475	650	700		606.25	ILO	Data reflects range midpoint.
			Nov-08	700	600	550	525	650	475	650	700		606.25		
			Oct-08	700	600	550	525	650	475	650	700		606.25		
3.1	Variation of average retail price of fresh fish with respect to standard price	%	Dec-08	20	-2	-45	N/A	3	N/A	10	36		3.67	FAO	Standard price refers to the average retail price of this good 12 months prior to the reporting month
			Nov-08	2	1	-40	N/A	-3	N/A	15	19		-1.00		
			Oct-08	18	-4	-55	N/A	-28	N/A	15	-1		-9.17		
3.11	Variation of average retail price of dry fish with respect to standard price	%	Dec-08	20	5	13	N/A	72	N/A	24	63		32.83	FAO	Standard price refers to the average retail price of this good 12 months prior to the reporting month
			Nov-08	40	2	13	N/A	79	N/A	44	13		31.83		
			Oct-08	0	-6	13	N/A	43	N/A	26	13		14.83		
3.12	Variation of average retail price of eggs with respect to standard price	%	Dec-08	22	-5	-43	N/A	27	N/A	39	20		10.00	FAO	Standard price refers to the average retail price of this good 12 months prior to the reporting month
			Nov-08	11	-5	-43	N/A	9	N/A	39	20		5.17		
			Oct-08	11	-5	-65	N/A	9	N/A	41	20		1.83		

Joint UN North East Situation Monitoring Report – December 2008

Indicator	Unit	Month	Ampara	Batticaloa	Jaffna	Kilinochchi	Mannar	Mullaitivu	Trincomalee	Vavuniya	Total	Average	Resp.	Trends / Comments	
3.13	Variation of average retail price of fresh vegetables with respect to standard price	%	Dec-08	23	73	0.2	N/A	41	N/A	-9	67	32.53	FAO	Standard price refers to the average retail price of this good 12 months prior to the reporting month	
			Nov-08	27	75	-0.12	N/A	13	N/A	0	31	24.31			
			Oct-08	11	39	-0.56	N/A	55	N/A	-7	-1	16.07			
4.1	Underage recruits reported	Number	Dec-08	0	0	0	0	0	0	1	0	1	0.13	UNICEF	Includes both LTTE and Karuna faction; Continually revised based on incoming reports.
			Nov-08	1	2	0	0	0	0	0	0	3	0.38		
			Oct-08	0	1	0	0	0	0	2	0	3	0.38		
4.2	Underage releases reported	Number	Dec-08	0	0	0	0	0	0	0	0	0	0.00	UNICEF	Includes both LTTE and Karuna faction; Continually revised based on incoming reports.
			Nov-08	1	2	0	0	0	0	1	0	4	0.50		
			Oct-08	0	1	0	0	0	0	0	0	1	0.13		
4.3	IDPs, by present location	Number of people	Dec-08	4,184	10,658	27,647	124,369	8,771	83,800	4,488	9,996	273,913		UNHCR	In addition to these, some of the IDPs who displaced before 2006, still remain displaced
			Nov-08	4,184	10,658	27,647	124,369	8,771	83,800	4,488	9,996	273,913			
			Oct-08	4,223	12,551	27,647	124,369	8,702	83,800	4,775	12,250	278,317			
5.1	Hartals	Number	Dec-08	3	1	0	0	0	0	0	0	4		UN DSS	
			Nov-08	1	1	0	0	0	0	0	0	2			
			Oct-08	2	1	1	0	0	0	0	0	4			
5.2	Security incidents involving civilians - fatalities	Number	Dec-08	3	3	3	0	3	0	6	4	22		UN DSS	
			Nov-08	3	21	1	0	4	0	1	7	37			
			Oct-08	4	8	3	0	0	0	4	8	27			
5.3	Security incidents involving humanitarian workers - fatalities	Number	Dec-08	0	0	0	0	0	0	0	0	0		UN DSS	
			Nov-08	0	1	0	0	0	0	0	0	1			
			Oct-08	0	0	0	0	0	0	0	0	0			
5.4	Security incidents involving humanitarian workers - injuries	Number	Dec-08	0	0	0	0	0	0	0	0	0		UN DSS	
			Nov-08	0	0	0	0	0	0	0	0	0			
			Oct-08	0	1	0	0	0	0	0	0	1			
5.5	Security incidents involving humanitarian workers	Number	Dec-08	0	0	0	2	0	0	0	0	2		UN DSS	
			Nov-08	2	0	0	0	0	0	0	0	2			
			Oct-08	3	6	0	0	2	0	0	2	13			
5.6	Arrests under the Emergency Regulations/ Prevention of Terrorism Act	Number	Dec-08	N/A	N/A	N/A	N/A	N/A	N/A	N/A	N/A	0		UN OHCHR	
			Nov-08	N/A	N/A	N/A	N/A	N/A	N/A	N/A	N/A	N/A	0		
			Oct-08	N/A	N/A	N/A	N/A	N/A	N/A	N/A	N/A	N/A	0		
5.7	Disappearances reported to the Human Rights Commission	Number	Dec-08	N/A	N/A	N/A	N/A	N/A	N/A	N/A	N/A	0		UN OHCHR	
			Nov-08	N/A	N/A	N/A	N/A	N/A	N/A	N/A	N/A	N/A	0		
			Oct-08	N/A	N/A	N/A	N/A	N/A	N/A	N/A	N/A	N/A	0		
6.1	Humanitarian agencies present	Number	Dec-08	N/A	110	60	0	57	0	121	60			OCHA	
			Nov-08	N/A	112	58	0	57	0	123	60				
			Oct-08	143	110	58	0	60	0	131	61				
6.2	UN projects disrupted due to security reasons	Number	Dec-08	N/A	0	0	0	6	0	0	1	7		OCHA	
			Nov-08	N/A	0	0	0	6	0	0	1	7			
			Oct-08	-	3	0	37	6	37	0	1	84			
6.3	Description of UN activities that have been suspended / delayed or put on hold due to security/conflict (optional)		provided in attached narrative										All		

Key	-	No Report		Current Month
	N/A	Not Available		Last Month
	0	Reported as Zero		Two Months Ago

Narrative Report

The following information is voluntarily provided by agencies, to supplement the indicator table above.

Agency	Comments
OCHA	<ul style="list-style-type: none"><li data-bbox="285 359 1273 422">• In Batticaloa the number of agencies decreased from 112 to 110 as IUCN & British Red Cross closed their operations in the district.<li data-bbox="285 474 1273 537">• In Trincomalee the number of agencies decreased from 123 to 121 as SOLIDAR, NPA and WUSC Sri Lanka closed their offices in the district.

Disclaimer: The content of this report is accurate to the best knowledge of each responsible agency, at the time of the report. This report does not represent the view of the UN as a whole.