

Joint UN North East Situation Monitoring Report

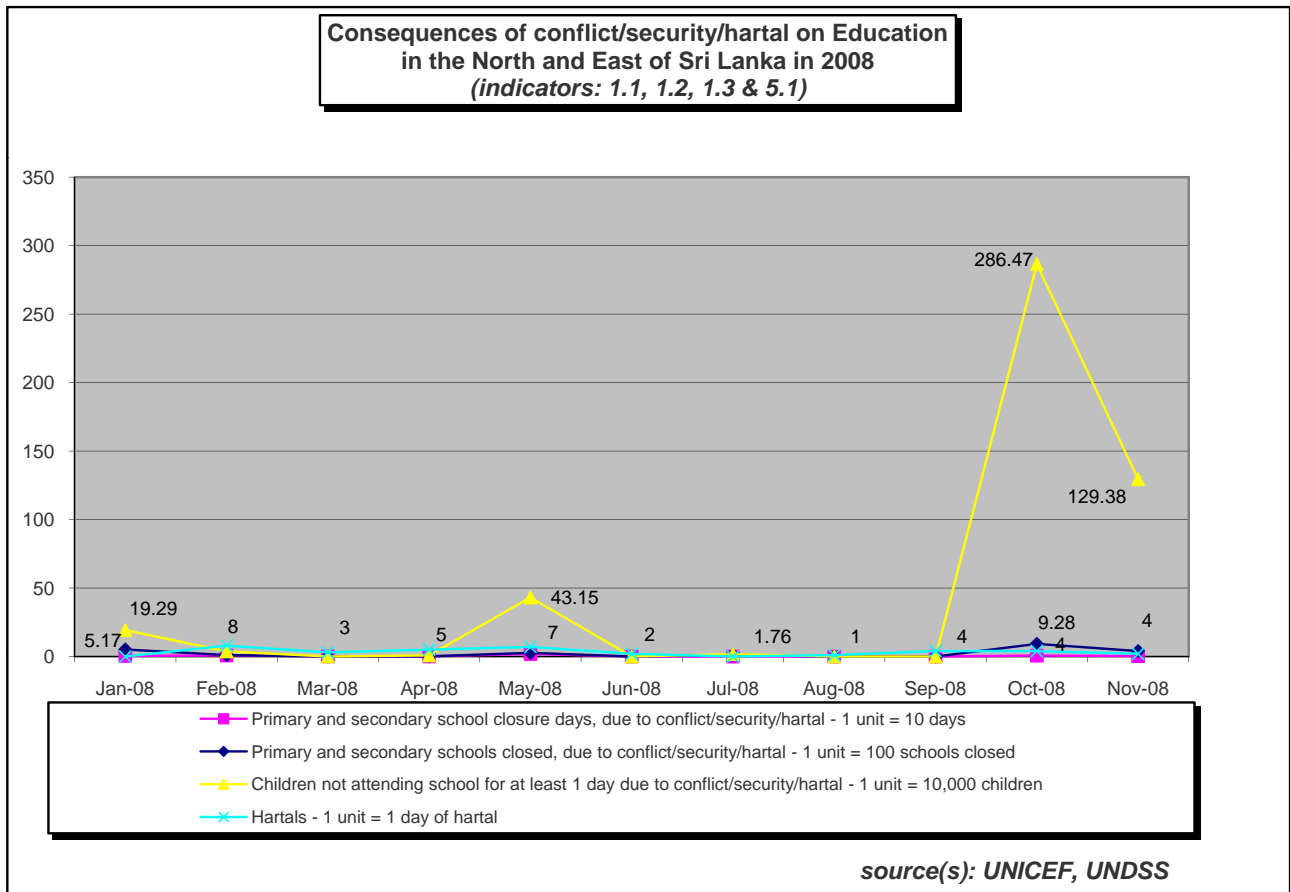
November 2008

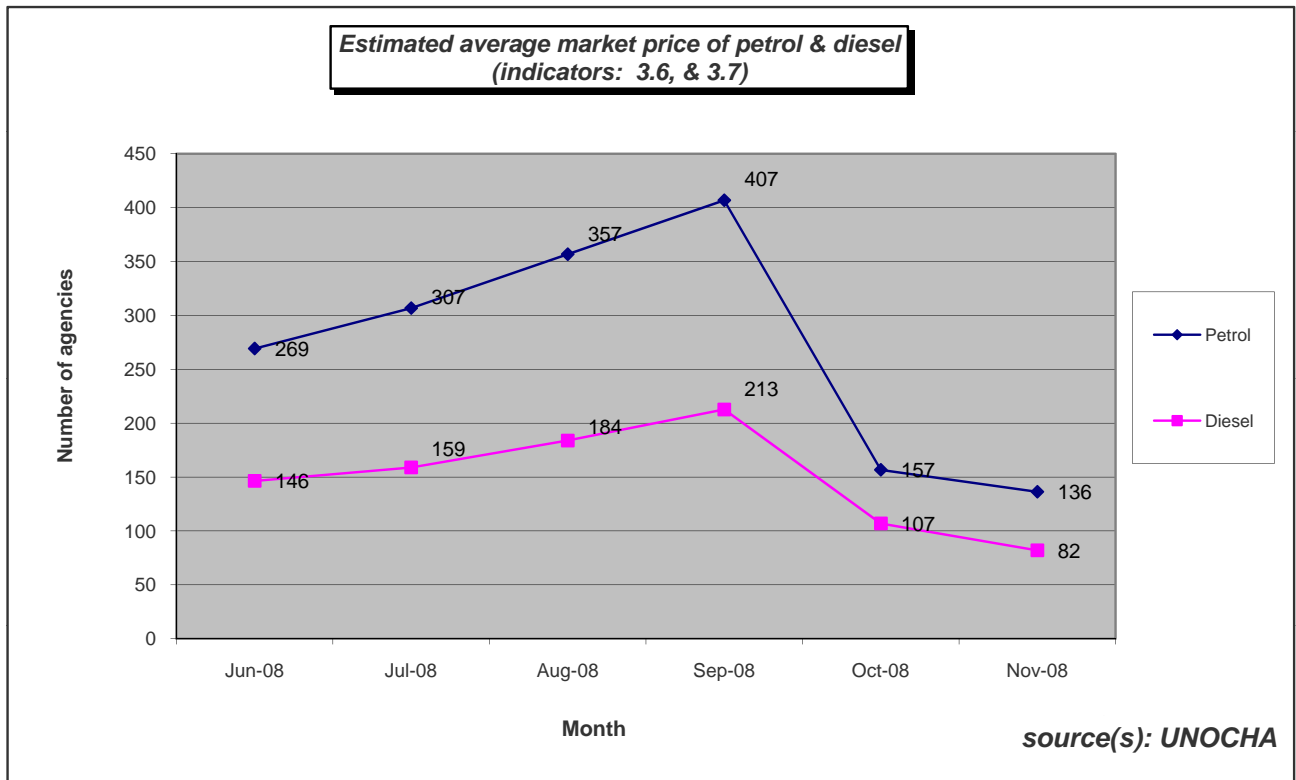
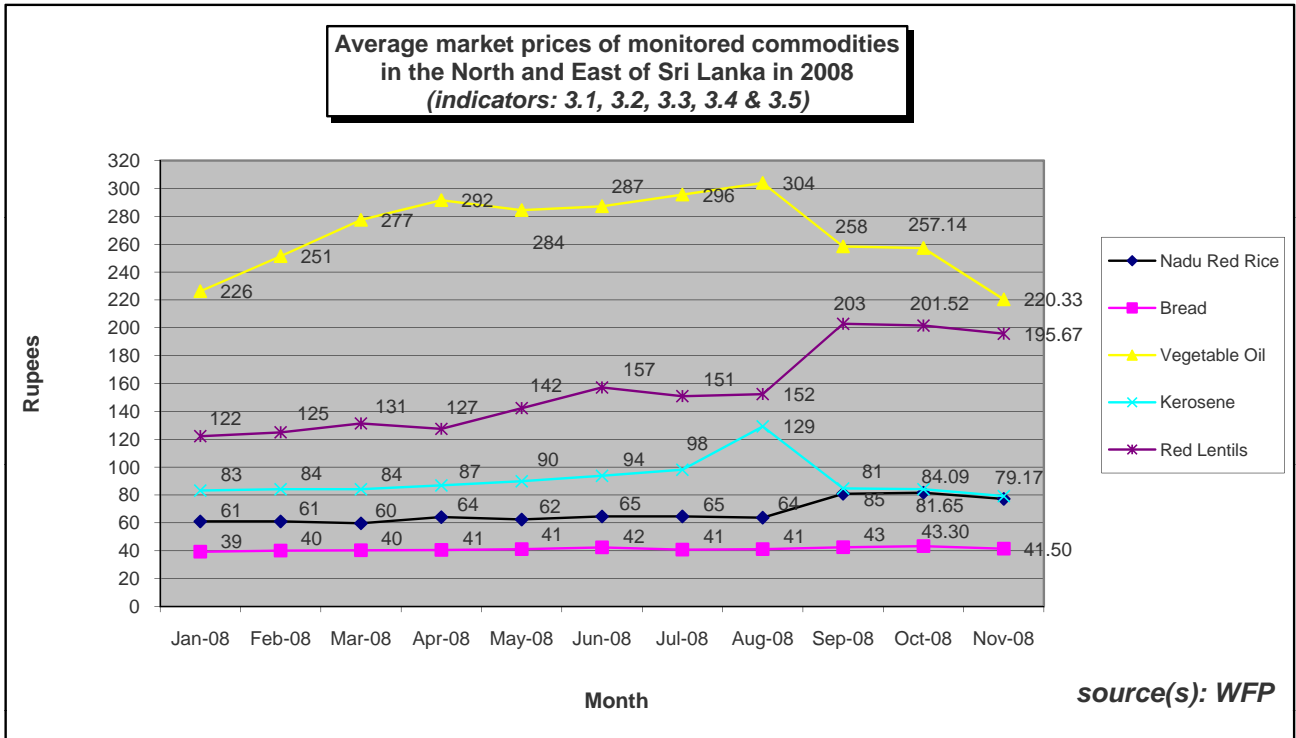
This report is intended to give an overview of the current situation in the North East by tracking the trends of various conflict-sensitive indicators. The table on page 6 & 7 lists data for the three most recent months.

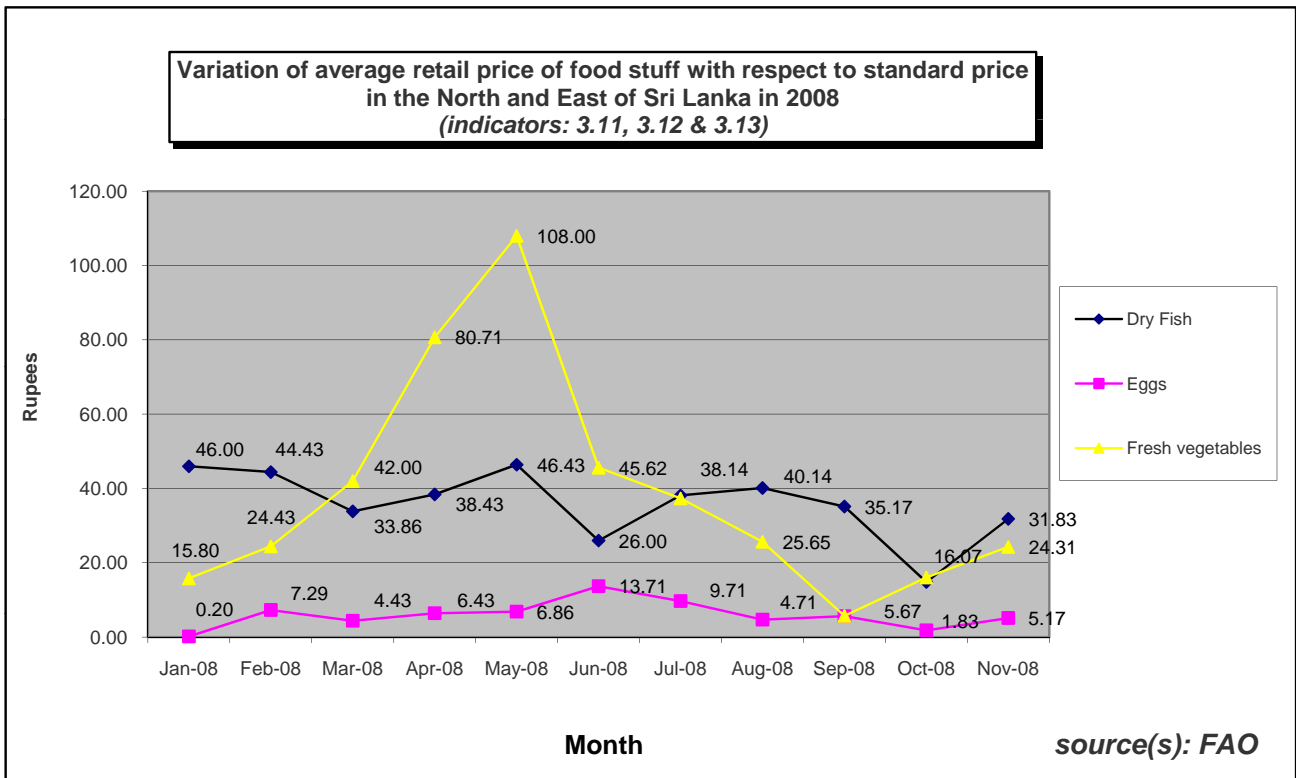
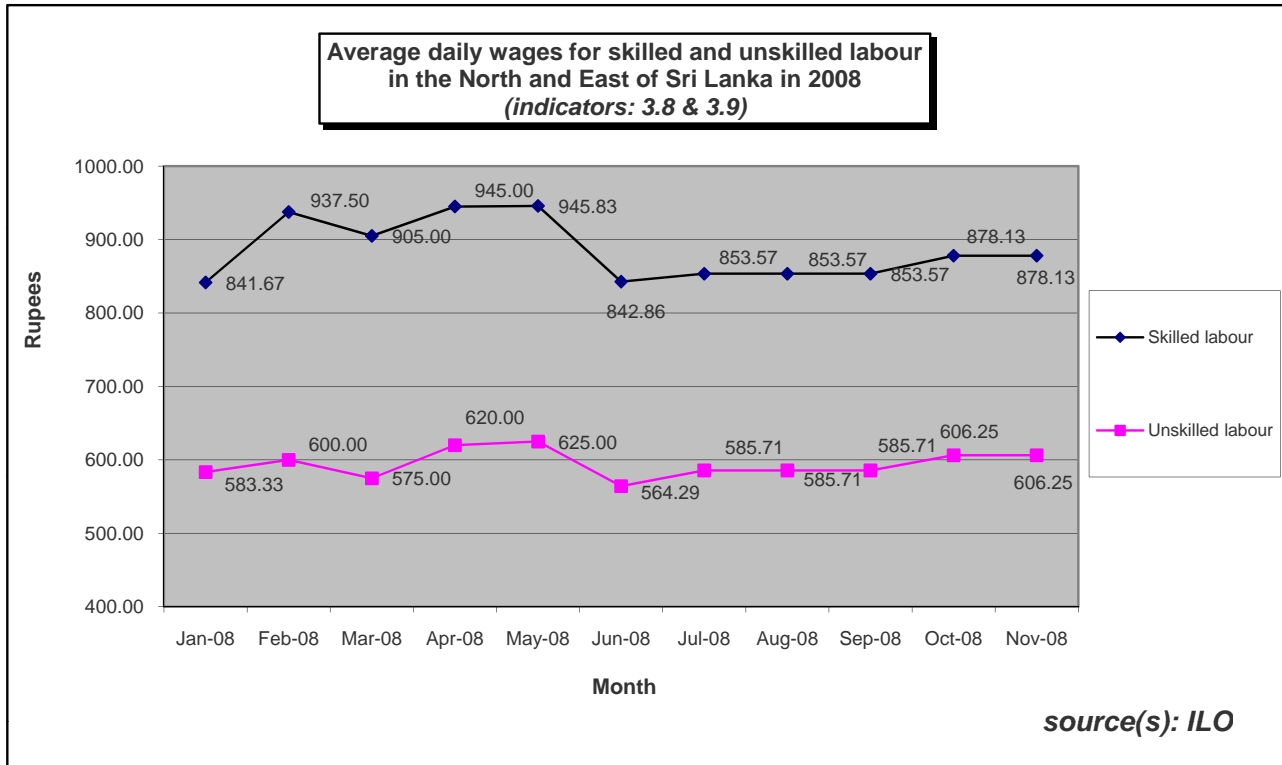
Note that full commitment, as indicated by timely, regular reporting from all responsible agencies, is required in order to make this report useful as a decision-making tool.

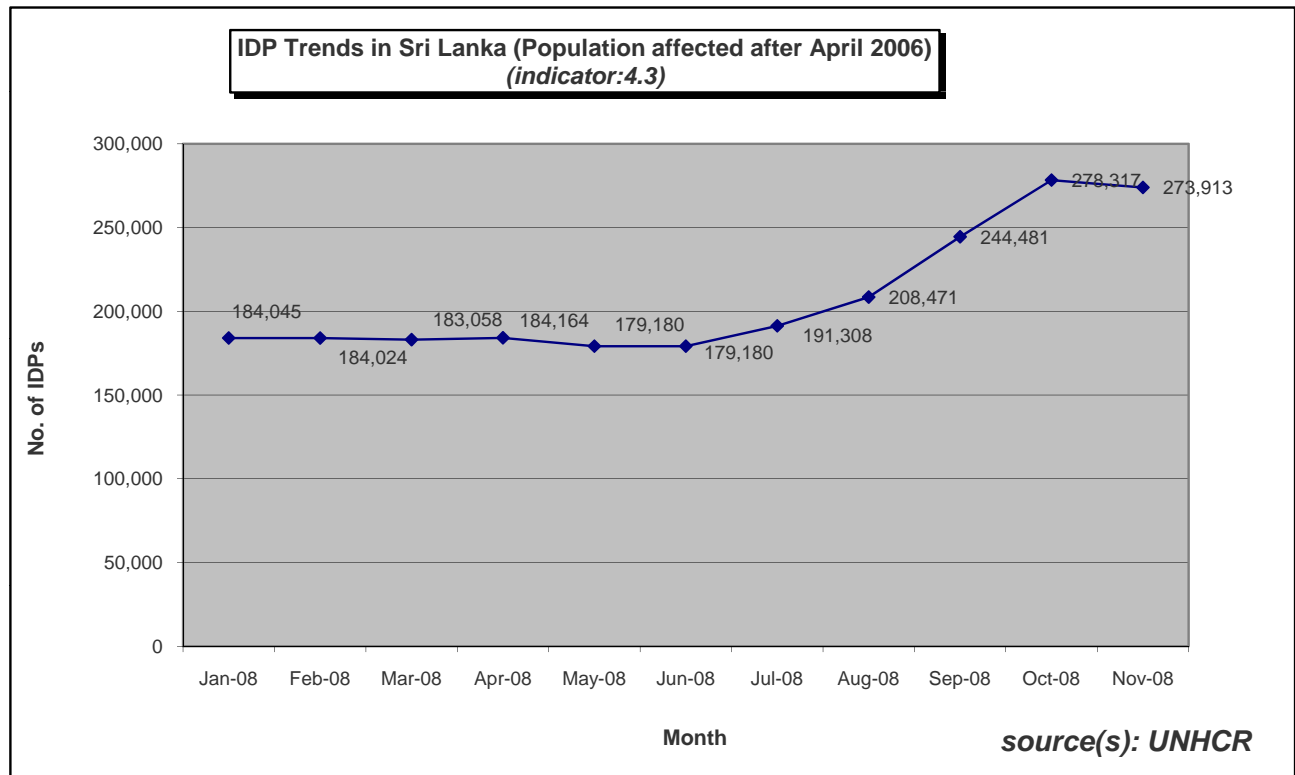
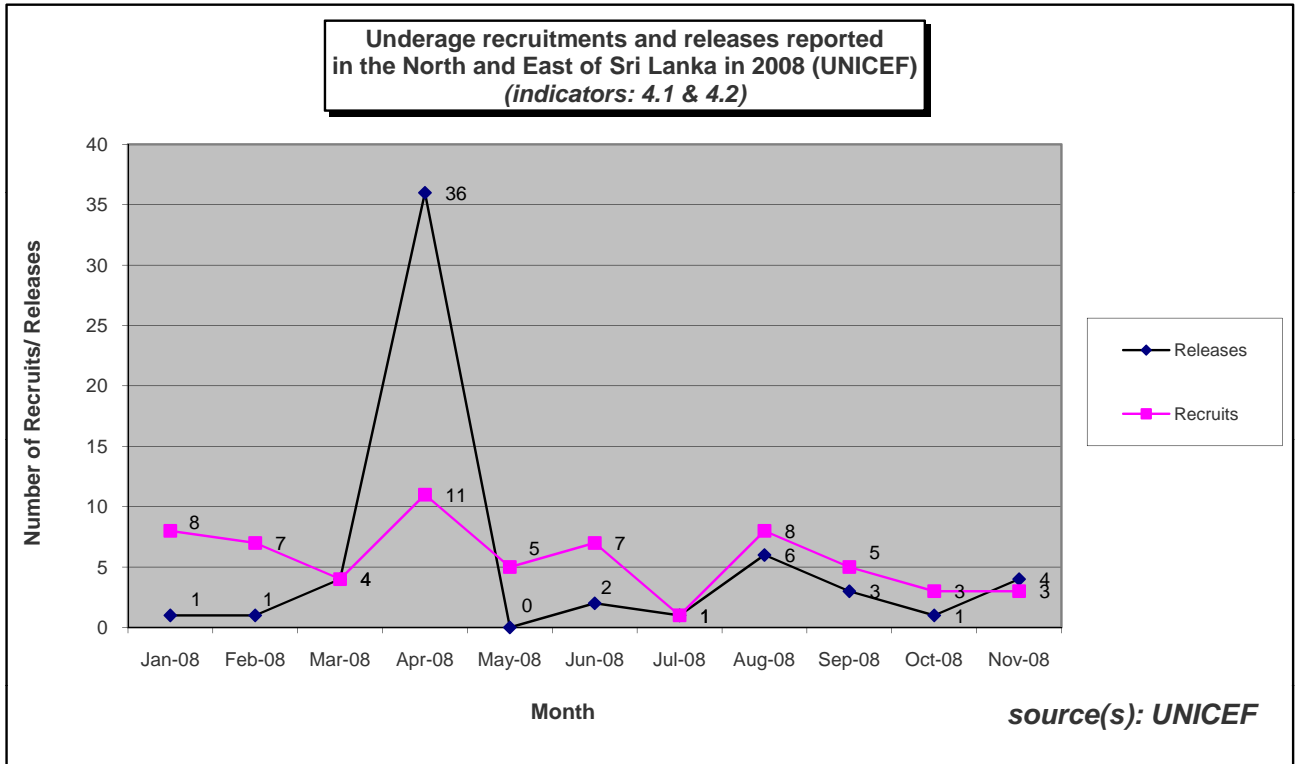
The following interpretations can be made for the month of November based on the data available:

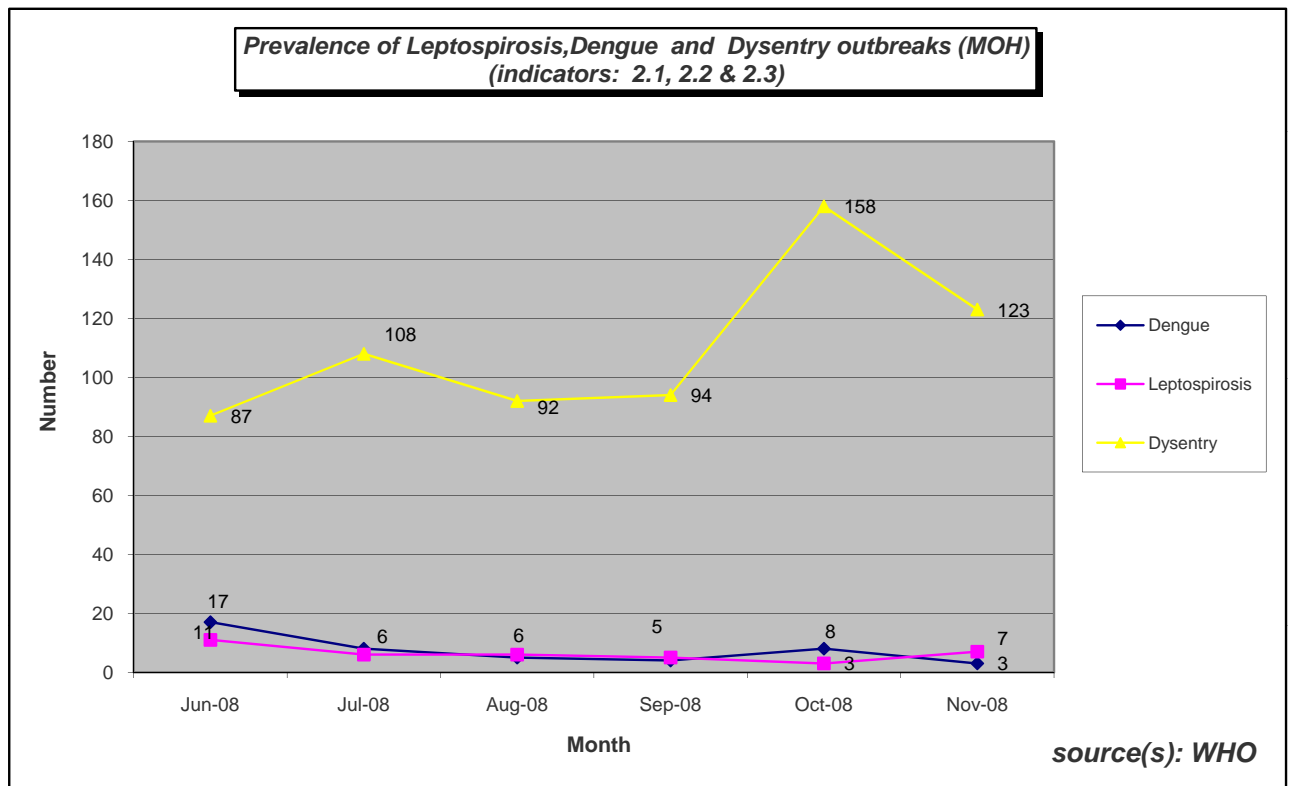
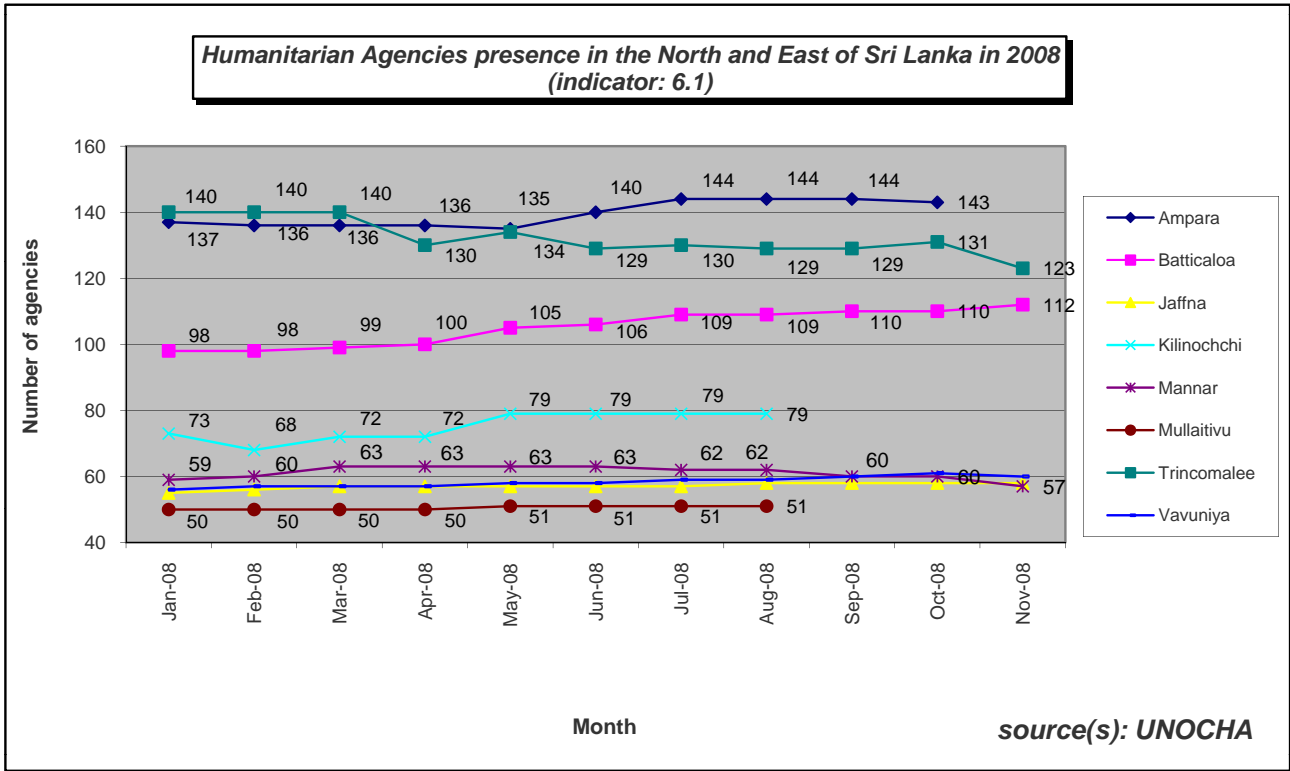
North East:











Joint UN North East Situation Monitoring Report – November 2008

Indicator		Unit	Month	Ampara	Batticaloa	Jaffna	Kilinochchi	Mannar	Mullaitivu	Trincomalee	Vavuniya	Total	Average	Resp.	Trends / Comments
1.1	Primary and secondary school closure days, due to conflict/security/hartal	Number	Nov-08	N/A	0	4	N/A	0	N/A	0	0	4	0.80	UNICEF	Schools closed in Jaffna due to storm and flood.
			Oct-08	0	1	2	N/A	2	N/A	0	2	7	1.17		
			Sep-08	N/A	0	0	N/A	N/A	N/A	N/A	0	0	0.00		
1.2	Primary and secondary schools closed, due to conflict/security/hartal	Number	Nov-08	N/A	0	400	N/A	0	N/A	0	0	400		UNICEF	
			Oct-08	0	324	400	N/A	73	N/A	0	131	928			
			Sep-08	N/A	0	0	N/A	N/A	N/A	N/A	0	0			
1.3	Children not attending school for at least 1 day due to conflict/security/hartal	Number	Nov-08	N/A	0	129,381	N/A	0	N/A	0	0	129,381		UNICEF	
			Oct-08	0	130,478	129,381	N/A	20,218	N/A	0	6,394	286,471			
			Sep-08	N/A	0	0	N/A	N/A	N/A	N/A	0	0			
2.1	Prevalence of Dengue outbreaks (MOH)	Number	Nov-08	0	0	2	1	0	0	0	0	3		WHO	
			Oct-08	1	1	5	0	0	0	0	1	8			
			Sep-08	2	0	1	0	0	0	1	0	4			
2.2	Prevalence of Leptospirosis outbreaks (MOH)	Number	Nov-08	2	2	0	0	0	0	2	1	7		WHO	
			Oct-08	1	1	1	0	0	0	0	0	3			
			Sep-08	2	3	0	0	0	0	0	0	5			
2.3	Prevalence of Dysentery outbreaks (MOH)	Number	Nov-08	7	51	6	23	6	5	13	12	123		WHO	
			Oct-08	7	45	15	43	1	31	14	2	158			
			Sep-08	18	24	21	2	3	0	19	7	94			
3.1	Average market price of nadu red rice	Rs./kg	Nov-08	60	71	105	NA	74	NA	80	73		77	WFP	
			Oct-08	60	72	125	N/A	N/A	N/A	80	71		82		
			Sep-08	59	N/A	108	N/A	N/A	N/A	76	N/A		81		
3.2	Average market price of bread	Rs./loaf	Nov-08	38	45	48	NA	40	NA	40	38		42	WFP	
			Oct-08	38	45	48	N/A	N/A	N/A	46	40		43		
			Sep-08	39	N/A	48	N/A	N/A	N/A	41	N/A		43		
3.3	Average market price of vegetable oil	Rs./litre	Nov-08	380	350	170	NA	130	NA	159	133		220	WFP	
			Oct-08	380	353	210	N/A	N/A	N/A	180	162		257		
			Sep-08	380	N/A	215	N/A	N/A	N/A	180	N/A		258		
3.4	Average market price of kerosene	Rs./litre	Nov-08	80	85	85	NA	65	NA	81	79		79	WFP	
			Oct-08	80	85	85	N/A	N/A	N/A	83	87		84		
			Sep-08	80	N/A	85	N/A	N/A	N/A	89	N/A		85		
3.5	Average market price of red lentils	Rs./kg	Nov-08	220	210	140	NA	200	NA	201	203		196	WFP	
			Oct-08	223	207	165	N/A	N/A	N/A	210	203		202		
			Sep-08	220	N/A	178	N/A	N/A	N/A	211	N/A		203		
3.6	Estimated average market price of petrol	Rs./litre	Nov-08	-	143	152	N/A	122	N/A	143	122			OCHA	
			Oct-08	143	158	167	N/A	158	N/A	158	157				
			Sep-08	158	158	167	1200	158	1100	158	157				
3.7	Estimated average market price of diesel	Rs./litre	Nov-08	-	81	88	N/A	80	N/A	81	80			OCHA	
			Oct-08	81	111	119	N/A	111	N/A	111	110				
			Sep-08	111	111	119	530	111	500	111	110				
3.8	Average daily wages, skilled labour	Rs.	Nov-08	1,000	1,100	700	750	900	725	950	900		878.13	ILO	Data reflects range midpoint.
			Oct-08	1,000	1,100	700	750	900	725	950	900		878.13		
			Sep-08	950	1,000	700	750	900	725	950	-		853.57		
3.9	Average daily wages, unskilled labour	Rs.	Nov-08	700	600	550	525	650	475	650	700		606.25	ILO	Data reflects range midpoint.
			Oct-08	700	600	550	525	650	475	650	700		606.25		
			Sep-08	650	650	550	525	600	475	650	-		585.71		
3.1	Variation of average retail price of fresh fish with respect to standard price	%	Nov-08	2	1	-40	N/A	-3	N/A	15	19		-1.00	FAO	Standard price refers to the average retail price of this good 12 months prior to the reporting month
			Oct-08	18	-4	-55	N/A	-28	N/A	15	-1		-9.17		
			Sep-08	57	8	-37	N/A	-21	N/A	24	28		9.83		
3.11	Variation of average retail price of dry fish with respect to standard price	%	Nov-08	40	2	13	N/A	79	N/A	44	13		31.83	FAO	Standard price refers to the average retail price of this good 12 months prior to the reporting month
			Oct-08	0	-6	13	N/A	43	N/A	26	13		14.83		
			Sep-08	25	10	13	N/A	79	N/A	34	50		35.17		

Joint UN North East Situation Monitoring Report – November 2008

Indicator	Unit	Month	Ampara	Batticaloa	Jaffna	Kilinochchi	Mannar	Mullaitivu	Trincomalee	Vavuniya	Total	Average	Resp.	Trends / Comments	
3.12	Variation of average retail price of eggs with respect to standard price	%	Nov-08	11	-5	-43	N/A	9	N/A	39	20	5.17	FAO	Standard price refers to the average retail price of this good 12 months prior to the reporting month	
			Oct-08	11	-5	-65	N/A	9	N/A	41	20	1.83			
			Sep-08	22	-5	-63	N/A	9	N/A	41	30	5.67			
3.13	Variation of average retail price of fresh vegetables with respect to standard price	%	Nov-08	27	75	-0.12	N/A	13	N/A	0	31	24.31	FAO	Standard price refers to the average retail price of this good 12 months prior to the reporting month	
			Oct-08	11	39	-0.56	N/A	55	N/A	-7	-1	16.07			
			Sep-08	21	-24	-0.58	N/A	53	N/A	2	-17	5.74			
4.1	Underage recruits reported	Number	Nov-08	1	2	0	0	0	0	0	0	3	0.38	UNICEF	Includes both LTTE and Karuna faction; Continually revised based on incoming reports.
			Oct-08	0	1	0	0	0	0	2	0	3	0.38		
			Sep-08	1	1	0	0	0	0	3	0	5	0.71		
4.2	Underage releases reported	Number	Nov-08	1	2	0	0	0	0	1	0	4	0.50	UNICEF	Includes both LTTE and Karuna faction; Continually revised based on incoming reports.
			Oct-08	0	1	0	0	0	0	0	0	1	0.13		
			Sep-08	0	0	0	0	0	0	3	0	3	0.38		
4.3	IDPs, by present location	Number of people	Nov-08	4,184	10,658	27,647	124,369	8,771	83,800	4,488	9,996	273,913	UNHCR		
			Oct-08	4,223	12,551	27,647	124,369	8,702	83,800	4,775	12,250	278,317			
			Sep-08	4,223	15,612	27,677	124,369	8,623	47,080	4,647	12,250	244,481			
5.1	Hartals	Number	Nov-08	1	1	0	0	0	0	0	0	2	UN DSS		
			Oct-08	2	1	1	0	0	0	0	0	4			
			Sep-08	3	0	0	1	0	0	0	0	4			
5.2	Security incidents involving civilians - fatalities	Number	Nov-08	3	21	1	0	4	0	1	7	37	UN DSS		
			Oct-08	4	8	3	0	0	0	4	8	27			
			Sep-08	7	5	20	0	4	0	6	3	45			
5.3	Security incidents involving humanitarian workers - fatalities	Number	Nov-08	0	1	0	0	0	0	0	0	1	UN DSS		
			Oct-08	0	0	0	0	0	0	0	0	0			
			Sep-08	0	0	0	0	0	0	0	0	0			
5.4	Security incidents involving humanitarian workers - injuries	Number	Nov-08	0	0	0	0	0	0	0	0	0	UN DSS		
			Oct-08	0	1	0	0	0	0	0	0	1			
			Sep-08	0	0	0	0	0	0	0	0	0			
5.5	Security incidents involving humanitarian workers	Number	Nov-08	2	0	0	0	0	0	0	0	2	UN DSS	Kindly note that there were 52 other incidents that were reported related to UN at Medawachchiya Check point which are not mentioned in this table but comes under other areas.	
			Oct-08	3	6	0	0	2	0	0	2	13			
			Sep-08	2	1	4	2	0	0	0	14	23			
5.6	Arrests under the Emergency Regulations/ Prevention of Terrorism Act	Number	Nov-08	N/A	N/A	N/A	N/A	N/A	N/A	N/A	N/A	0	UN OHCHR		
			Oct-08	N/A	N/A	N/A	N/A	N/A	N/A	N/A	N/A	N/A			0
			Sep-08	N/A	N/A	N/A	N/A	N/A	N/A	N/A	N/A	N/A			0
5.7	Disappearances reported to the Human Rights Commission	Number	Nov-08	N/A	N/A	N/A	N/A	N/A	N/A	N/A	N/A	0	UN OHCHR		
			Oct-08	N/A	N/A	N/A	N/A	N/A	N/A	N/A	N/A	N/A			0
			Sep-08	N/A	N/A	N/A	N/A	N/A	N/A	N/A	N/A	N/A			0
6.1	Humanitarian agencies present	Number	Nov-08	-	112	58	0	57	0	123	60	OCHA			
			Oct-08	143	110	58	0	60	0	131	61				
			Sep-08	144	110	58	0	60	0	129	60				
6.2	UN projects disrupted due to security reasons	Number	Nov-08	-	0	0	0	6	0	0	1	7	OCHA		
			Oct-08	-	3	0	37	6	37	0	1	84			
			Sep-08	-	3	0	37	6	37	0	1	84			
6.3	Description of UN activities that have been suspended / delayed or put on hold due to security/conflict (optional)		provided in attached narrative										All		

Key	-	No Report		Current Month
	N/A	Not Available		Last Month
	0	Reported as Zero		Two Months Ago

Narrative Report

The following information is voluntarily provided by agencies, to supplement the indicator table above.

Agency	Comments
OCHA	<ul style="list-style-type: none"> • In Trincomalee the number of agencies decreased from 131 to 123 as CESVI,HELP,JCCP,SCSL,WV- LTRT,HKRC,NorRC & AUS/SW RC closed their operations in the district. • In Batticaloa the number of agencies increased from 110 to 112 as NIRDO & Mercy Corps opened their operations in the district. • In Mannar the number of agencies decreased from 60 to 57 as DWHH, MSF and OXFAM closed their offices in the district. • In Vavuniya the number of agencies decreased from 61 to 60 as ILO closed their office in the district.

Disclaimer: The content of this report is accurate to the best knowledge of each responsible agency, at the time of the report. This report does not represent the view of the UN as a whole.