

**Joint UN North East Situation Monitoring Report**

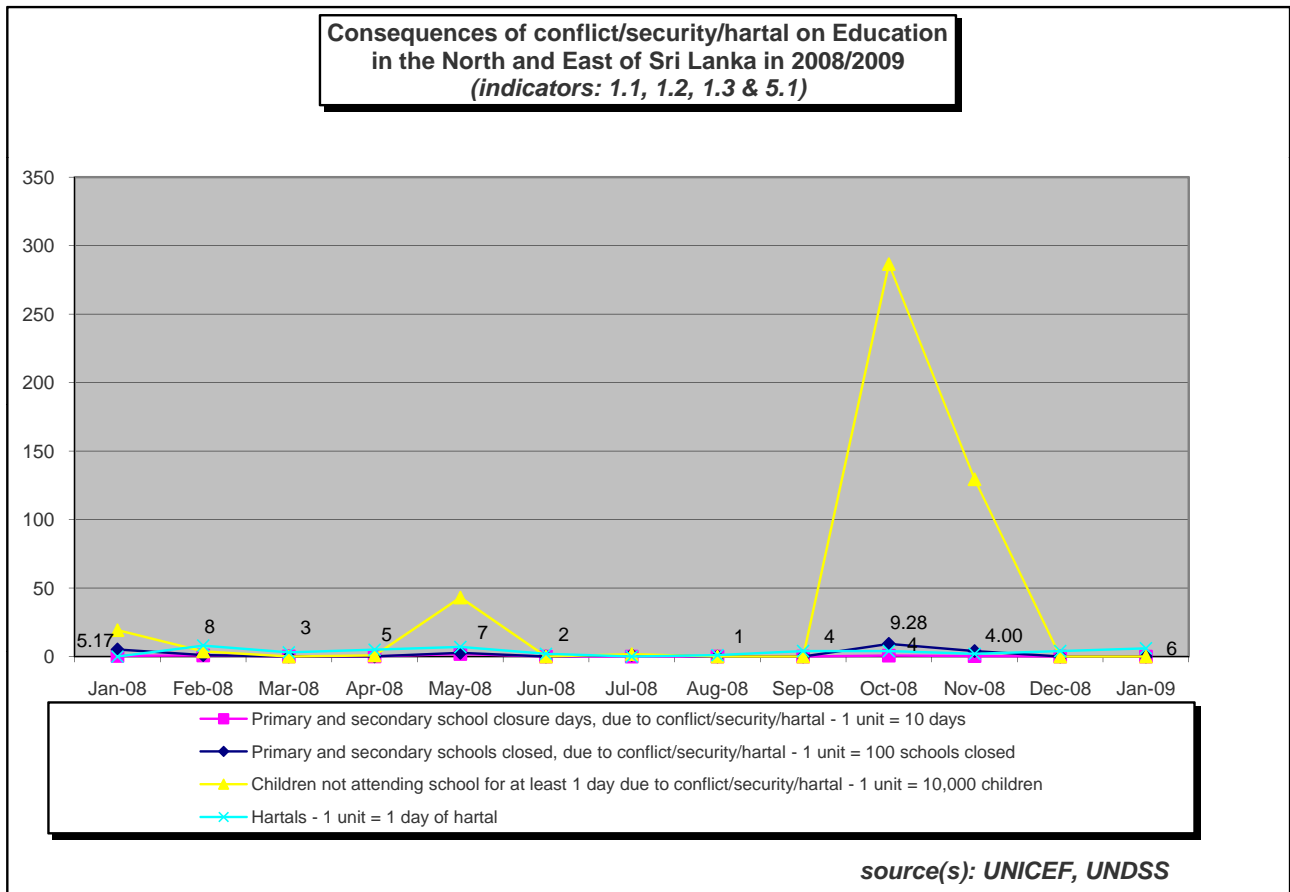
January 2009

This report is intended to give an overview of the current situation in the North East by tracking the trends of various conflict-sensitive indicators. The table on page 6 & 7 lists data for the three most recent months.

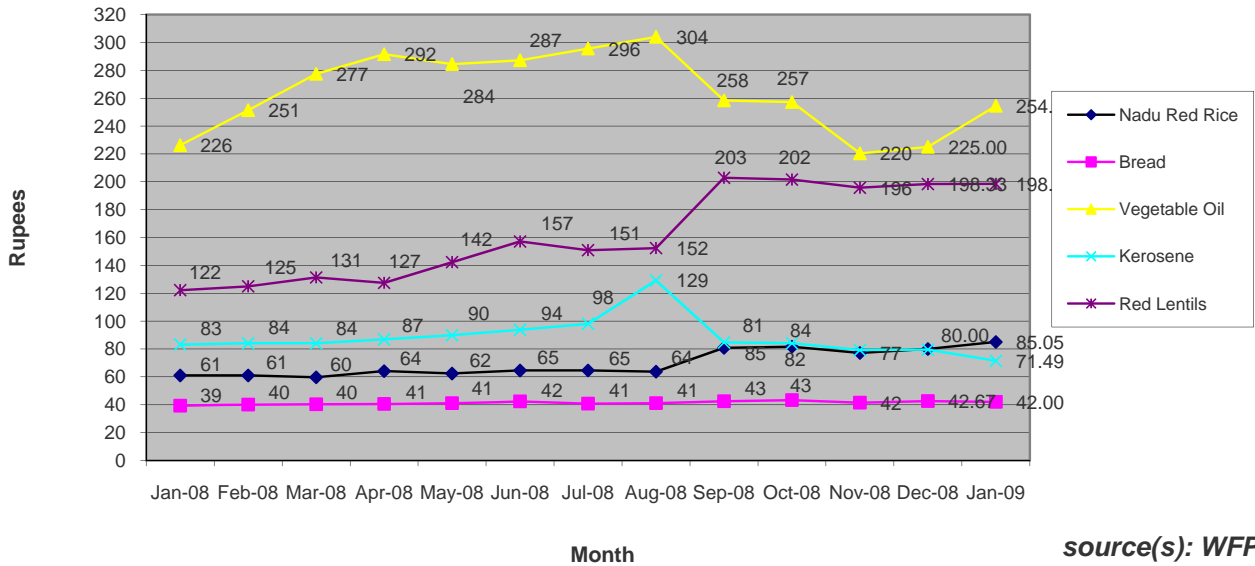
Note that full commitment, as indicated by timely, regular reporting from all responsible agencies, is required in order to make this report useful as a decision-making tool.

The following interpretations can be made for the month of January based on the data available:

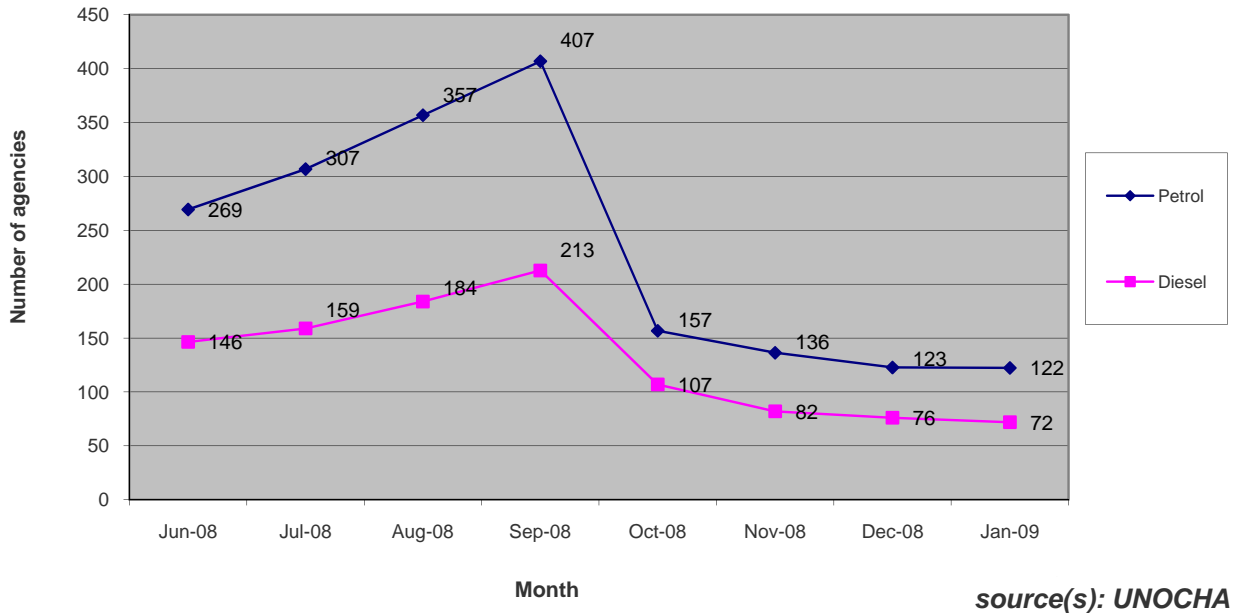
**North East:**



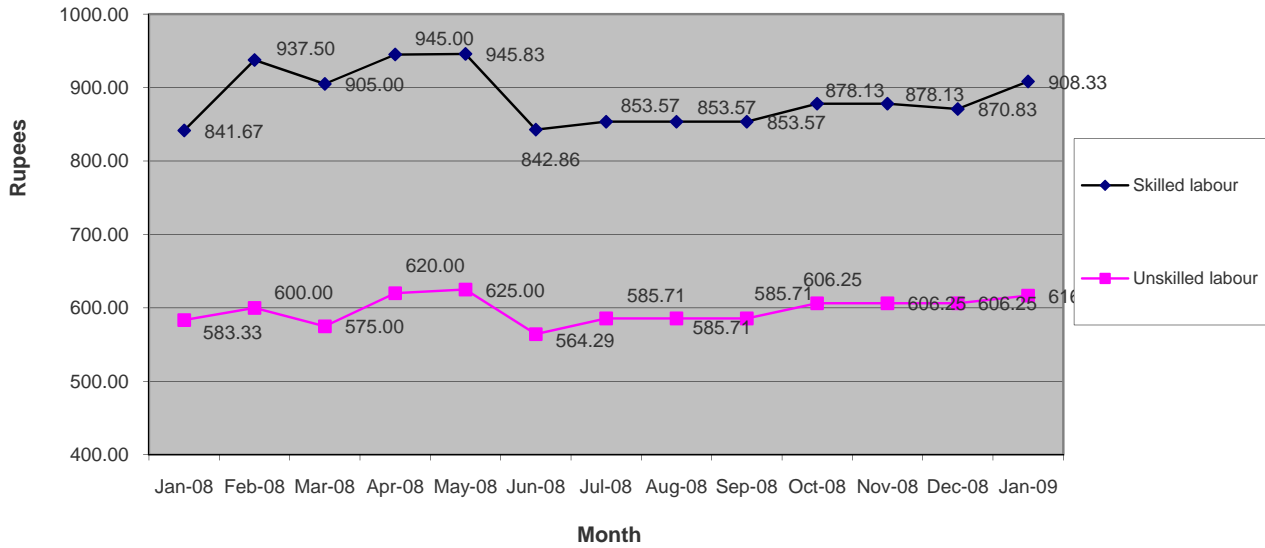
**Average market prices of monitored commodities in the North and East of Sri Lanka in 2008/2009 (indicators: 3.1, 3.2, 3.3, 3.4 & 3.5)**



**Estimated average market price of petrol & diesel (indicators: 3.6, & 3.7)**

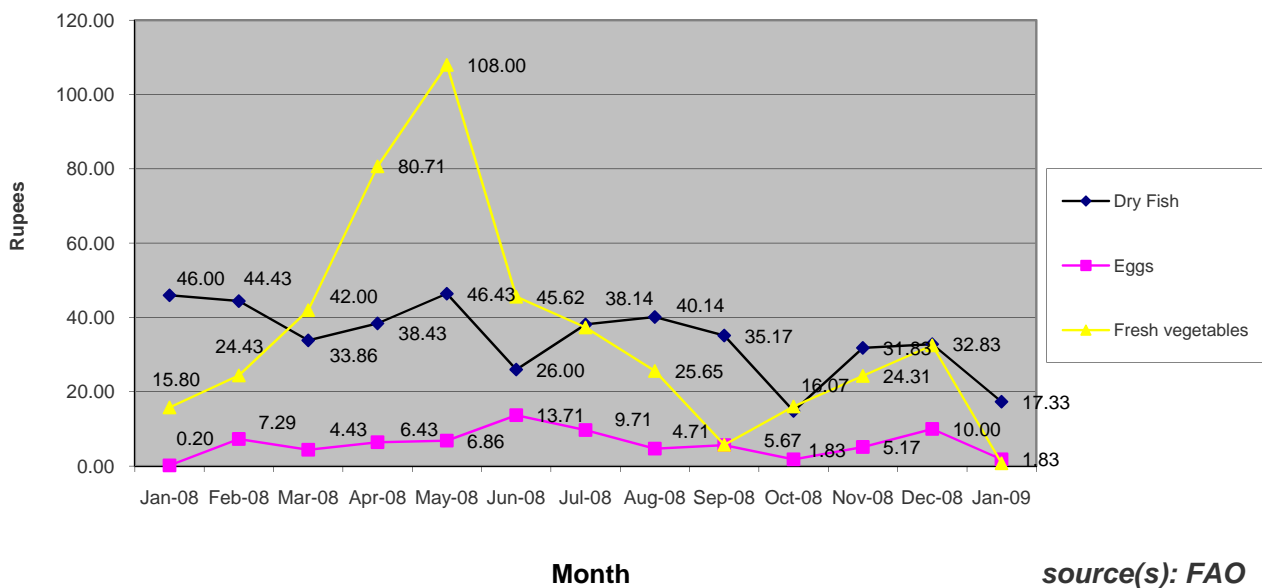


**Average daily wages for skilled and unskilled labour in the North and East of Sri Lanka in 2008/2009**  
(indicators: 3.8 & 3.9)

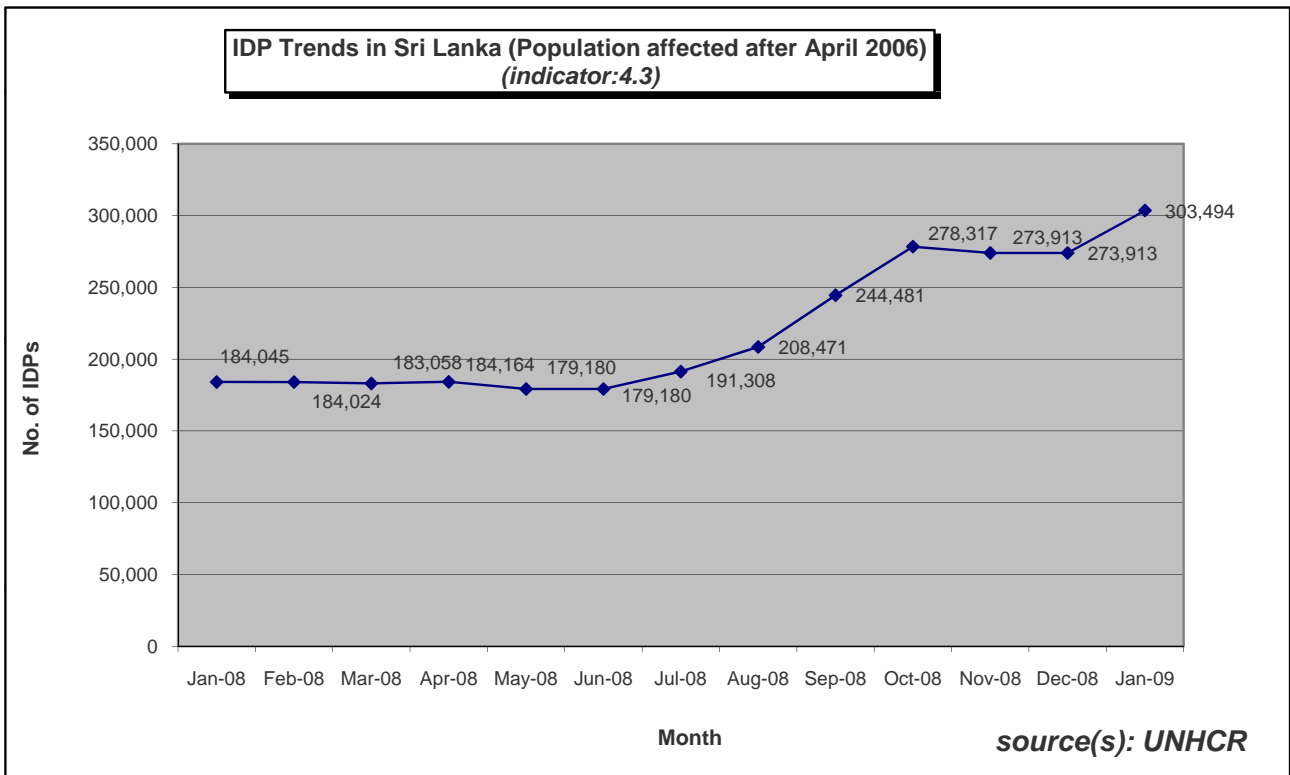
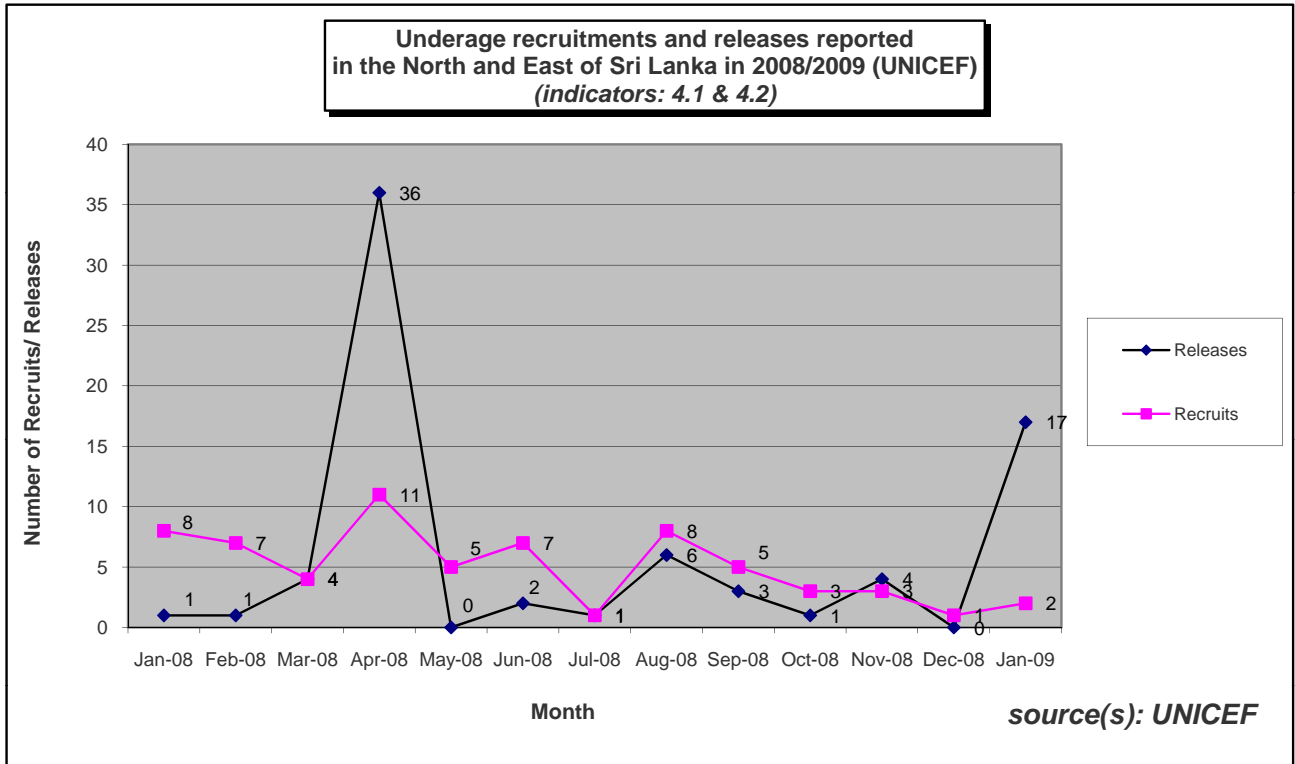


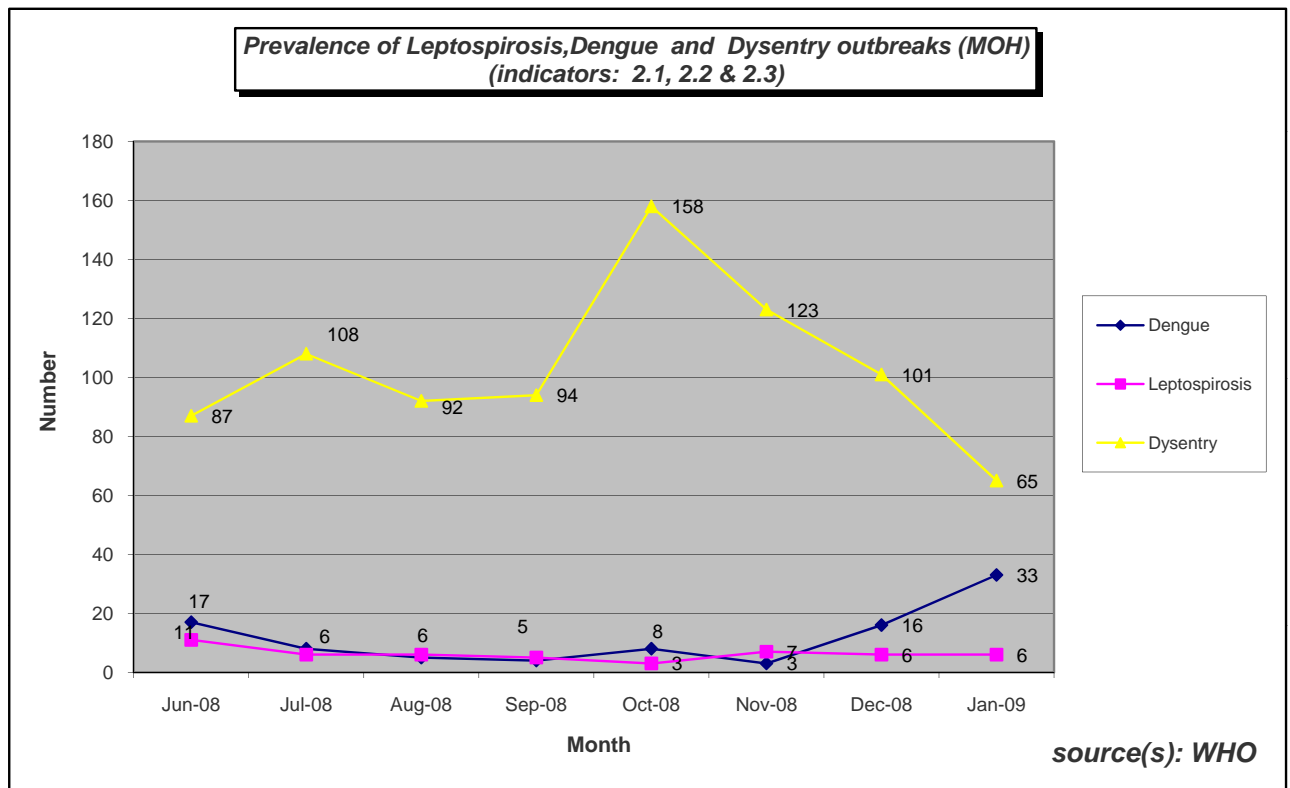
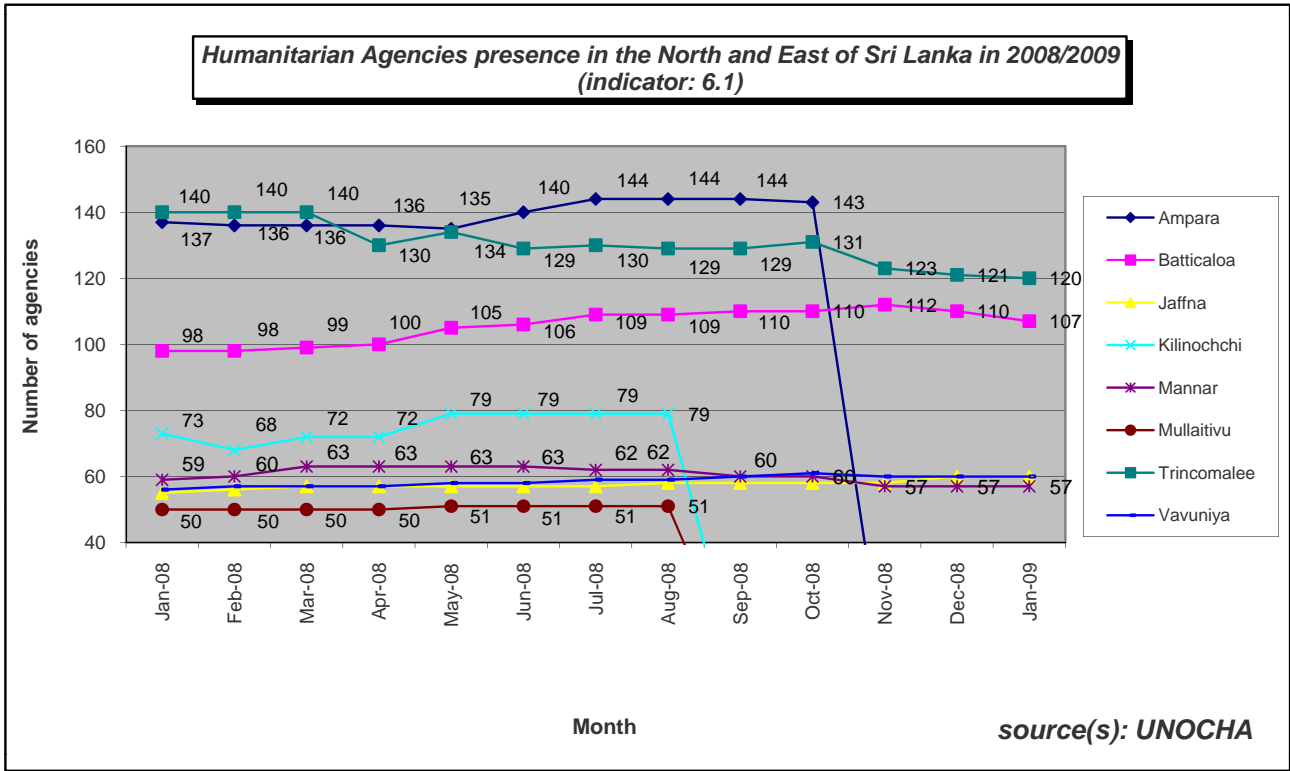
source(s): ILO

**Variation of average retail price of food stuff with respect to standard price in the North and East of Sri Lanka in 2008/2009**  
(indicators: 3.11, 3.12 & 3.13)



source(s): FAO





Joint UN North East Situation Monitoring Report – January 2009

Indicator	Unit	Month	Ampara	Batticaloa	Jaffna	Kilinochchi	Mannar	Mullaitivu	Trincomalee	Vavuniya	Total	Average	Resp.	Trends / Comments		
1.1	Primary and secondary school closure days, due to conflict/security/hartal	Number	Jan-09	0	0	0	N/A	N/A	N/A	0	N/A	0	0.00	UNICEF	Schools closed due to Year end holiday.	
			Dec-08	0	0	0	0	0	0	0	0	0	0.00			
			Nov-08	N/A	0	4	N/A	0	N/A	0	0	4	0.80			
1.2	Primary and secondary schools closed, due to conflict/security/hartal	Number	Jan-09	0	0	0	N/A	N/A	N/A	0	N/A	0	0	UNICEF		
			Dec-08	0	0	0	0	0	0	0	0	0	0			
			Nov-08	N/A	0	400	N/A	0	N/A	0	0	400				
1.3	Children not attending school for at least 1 day due to conflict/security/hartal	Number	Jan-09	0	0	0	N/A	N/A	N/A	0	N/A	0	0	UNICEF		
			Dec-08	0	0	0	0	0	0	0	0	0	0			
			Nov-08	N/A	0	129,381	N/A	0	N/A	0	0	129,381				
2.1	Prevalence of Dengue outbreaks (MOH)	Number	Jan-09	4	12	3	0	2	0	8	4	33		WHO		
			Dec-08	0	3	0	0	13	0	0	0	0	16			
			Nov-08	0	0	2	1	0	0	0	0	0	3			
2.2	Prevalence of Leptospirosis outbreaks (MOH)	Number	Jan-09	2	0	0	0	0	0	0	4	6		WHO		
			Dec-08	2	1	0	0	0	0	2	1	6				
			Nov-08	2	2	0	0	0	0	2	1	7				
2.3	Prevalence of Dysentery outbreaks (MOH)	Number	Jan-09	4	26	16	0	7	2	7	3	65		WHO		
			Dec-08	13	62	12	0	1	0	7	6	101				
			Nov-08	7	51	6	23	6	5	13	12	123				
3.1	Average market price of nadu red rice	Rs./kg	Jan-09	69	76	125	N/A	N/A	N/A	84	71		85	WFP		
			Dec-08	61	72	120	NA	76	NA	80	71		80			
			Nov-08	60	71	105	NA	74	NA	80	73		77			
3.2	Average market price of bread	Rs./loaf	Jan-09	39	43	48	N/A	N/A	N/A	40	40		42	WFP		
			Dec-08	38	45	48	NA	40	NA	45	40		43			
			Nov-08	38	45	48	NA	40	NA	40	38		42			
3.3	Average market price of vegetable oil	Rs./litre	Jan-09	375	365	210	N/A	N/A	N/A	160	162		254	WFP		
			Dec-08	380	352	175	NA	135	NA	160	148		225			
			Nov-08	380	350	170	NA	130	NA	159	133		220			
3.4	Average market price of kerosene	Rs./litre	Jan-09	70	64	85	N/A	N/A	N/A	51	87		71	WFP		
			Dec-08	80	85	85	NA	65	NA	82	80		80			
			Nov-08	80	85	85	NA	65	NA	81	79		79			
3.5	Average market price of red lentils	Rs./kg	Jan-09	223	192	165	N/A	N/A	N/A	210	203		199	WFP		
			Dec-08	221	208	150	NA	200	NA	208	203		198			
			Nov-08	220	210	140	NA	200	NA	201	203		196			
3.6	Estimated average market price of petrol	Rs./litre	Jan-09	N/A	121	131	N/A	120	N/A	121	120			OCHA		
			Dec-08	N/A	121	131	N/A	120	N/A	123	120					
			Nov-08	N/A	143	152	N/A	122	N/A	143	122					
3.7	Estimated average market price of diesel	Rs./litre	Jan-09	N/A	71	79	N/A	70	N/A	71	70			OCHA		
			Dec-08	N/A	81	79	N/A	70	N/A	81	70					
			Nov-08	N/A	81	88	N/A	80	N/A	81	80					
3.8	Average daily wages, skilled labour	Rs.	Jan-09	1,000	1,100	700	-	900	-	950	800		908.33	ILO	Data reflects range midpoint.	
			Dec-08	1,000	1,100	700	750	900	725	950	900		870.83			
			Nov-08	1,000	1,100	700	750	900	725	950	900		878.13			
3.9	Average daily wages, unskilled labour	Rs.	Jan-09	700	600	550	-	650	-	650	550		616.67	ILO	Data reflects range midpoint.	
			Dec-08	700	600	550	525	650	475	650	700		606.25			
			Nov-08	700	600	550	525	650	475	650	700		606.25			
3.1	Variation of average retail price of fresh fish with respect to standard price	%	Jan-09	14	-12	-45	N/A	-1	N/A	-7	17		-5.67	FAO	Standard price refers to the average retail price of this good 12 months prior to the reporting month	
			Dec-08	20	-2	-45	N/A	3	N/A	10	36		3.67			
			Nov-08	2	1	-40	N/A	-3	N/A	15	19		-1.00			
3.11	Variation of average retail price of dry fish with respect to standard price	%	Jan-09	0	0	0	N/A	50	N/A	-9	63		17.33	FAO	Standard price refers to the average retail price of this good 12 months prior to the reporting month	
			Dec-08	20	5	13	N/A	72	N/A	24	63		32.83			
			Nov-08	40	2	13	N/A	79	N/A	44	13		31.83			
3.12	Variation of average retail price of eggs with respect to standard price	%	Jan-09	11	-5	-50	N/A	25	N/A	20	10		1.83	FAO	Standard price refers to the average retail price of this good 12 months prior to the reporting month	
			Dec-08	22	-5	-43	N/A	27	N/A	39	20		10.00			
			Nov-08	11	-5	-43	N/A	9	N/A	39	20		5.17			

Joint UN North East Situation Monitoring Report – January 2009

Indicator	Unit	Month	Ampara	Batticaloa	Jaffna	Kilinochchi	Mannar	Mullaitivu	Trincomalee	Vavuniya	Total	Average	Resp.	Trends / Comments	
3.13	Variation of average retail price of fresh vegetables with respect to standard price	%	Jan-09	0	5	-0.26	N/A	-23	N/A	5	18	0.79	FAO	Standard price refers to the average retail price of this good 12 months prior to the reporting month	
			Dec-08	23	73	0.2	N/A	41	N/A	-9	67	32.53			
			Nov-08	27	75	-0.12	N/A	13	N/A	0	31	24.31			
4.1	Underage recruits reported	Number	Jan-09	0	2	0	0	0	0	0	0	2	0.25	UNICEF	Includes both LTTE and Karuna faction; Continually revised based on incoming reports.
			Dec-08	0	0	0	0	0	0	1	0	1	0.13		
			Nov-08	1	2	0	0	0	0	0	0	3	0.38		
4.2	Underage releases reported	Number	Jan-09	0	13	0	0	0	0	4	0	17	2.13	UNICEF	Includes both LTTE and Karuna faction; Continually revised based on incoming reports.
			Dec-08	0	0	0	0	0	0	0	0	0	0.00		
			Nov-08	1	2	0	0	0	0	1	0	4	0.50		
4.3	IDPs, by present location	Number of people	Jan-09	4,182	8,305	28,219	124,369	9,048	113,882	4,051	11,438	303,494	UNHCR	In addition to these, a number of IDPs who were displaced before 2006, remain displaced	
			Dec-08	4,184	10,658	27,647	124,369	8,771	83,800	4,488	9,996	273,913			
			Nov-08	4,184	10,658	27,647	124,369	8,771	83,800	4,488	9,996	273,913			
5.1	Hartals	Number	Jan-09	3	1	2	0	0	0	0	0	6	UN DSS		
			Dec-08	3	1	0	0	0	0	0	0	4			
			Nov-08	1	1	0	0	0	0	0	0	2			
5.2	Security incidents involving civilians - fatalities	Number	Jan-09	5	3	4	0	0	143	4	9	168	UN DSS		
			Dec-08	3	3	3	0	3	0	6	4	22			
			Nov-08	3	21	1	0	4	0	1	7	37			
5.3	Security incidents involving humanitarian workers - fatalities	Number	Jan-09	0	0	0	0	0	0	0	0	0	UN DSS		
			Dec-08	0	0	0	0	0	0	0	0	0			
			Nov-08	0	1	0	0	0	0	0	0	1			
5.4	Security incidents involving humanitarian workers - injuries	Number	Jan-09	0	0	0	0	0	0	0	0	0	UN DSS		
			Dec-08	0	0	0	0	0	0	0	0	0			
			Nov-08	0	0	0	0	0	0	0	0	0			
5.5	Security incidents involving humanitarian workers	Number	Jan-09	2	0	0	0	0	0	0	0	2	UN DSS		
			Dec-08	0	0	0	2	0	0	0	0	2			
			Nov-08	2	0	0	0	0	0	0	0	2			
5.6	Arrests under the Emergency Regulations/ Prevention of Terrorism Act	Number	Jan-09	N/A	N/A	N/A	N/A	N/A	N/A	N/A	N/A	0	SHRA		
			Dec-08	N/A	N/A	N/A	N/A	N/A	N/A	N/A	N/A	0			
			Nov-08	N/A	N/A	N/A	N/A	N/A	N/A	N/A	N/A	0			
5.7	Disappearances reported to the Human Rights Commission	Number	Jan-09	N/A	N/A	N/A	N/A	N/A	N/A	N/A	N/A	0	SHRA		
			Dec-08	N/A	N/A	N/A	N/A	N/A	N/A	N/A	N/A	0			
			Nov-08	N/A	N/A	N/A	N/A	N/A	N/A	N/A	N/A	0			
6.1	Humanitarian agencies present	Number	Jan-09	N/A	107	60	0	57	0	120	60	OCHA			
			Dec-08	N/A	110	60	0	57	0	121	60				
			Nov-08	N/A	112	58	0	57	0	123	60				
6.2	UN projects disrupted due to security reasons	Number	Jan-09	N/A	0	0	0	6	0	0	1	7	OCHA		
			Dec-08	N/A	0	0	0	6	0	0	1	7			
			Nov-08	N/A	0	0	0	6	0	0	1	7			
6.3	Description of UN activities that have been suspended / delayed or put on hold due to security/conflict (optional)		provided in attached narrative										All		

Key	-	No Report		Current Month
	N/A	Not Available		Last Month
	0	Reported as Zero		Two Months Ago

**Narrative Report**

The following information is voluntarily provided by agencies, to supplement the indicator table above.

Agency	Comments
OCHA	<ul style="list-style-type: none"><li data-bbox="285 359 1252 443">• In Batticaloa the number of agencies decreased from 110 to 107 as ILO, IUCN, Solidar and IRD closed their operations in the district while BESSO started operations in the district.</li><li data-bbox="285 474 1282 527">• In Trincomalee, the number of agencies decreased from 121 to 120 as Non Violent Peace Force closed their office in the district.</li></ul>

**Disclaimer: The content of this report is accurate to the best knowledge of each responsible agency, at the time of the report. This report does not represent the view of the UN as a whole.**