

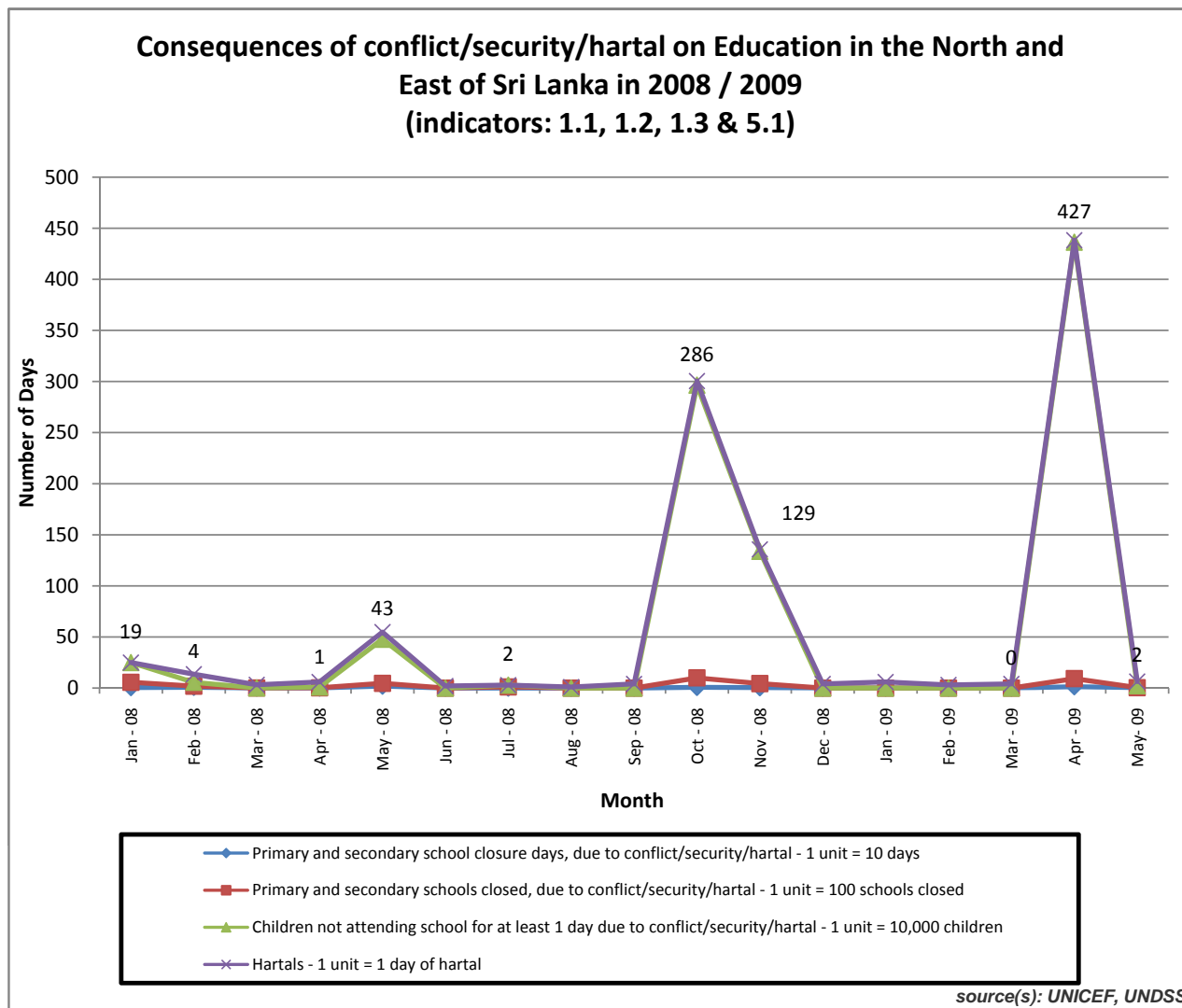
Joint UN North East Situation Monitoring Report

May 2009

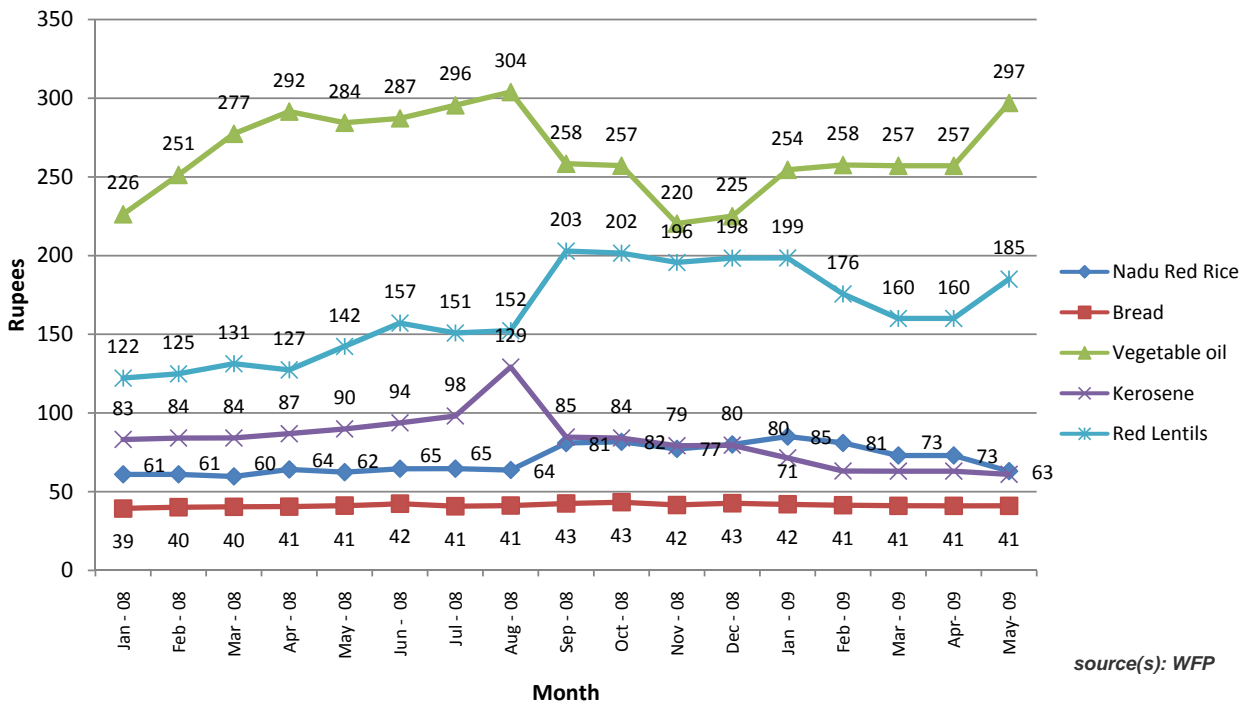
This report is intended to give an overview of the current situation in the North East by tracking the trends of various conflict-sensitive indicators. The table on page 7 & 8 lists data for the three most recent months.

The following interpretations can be made for the month of May based on the data available:

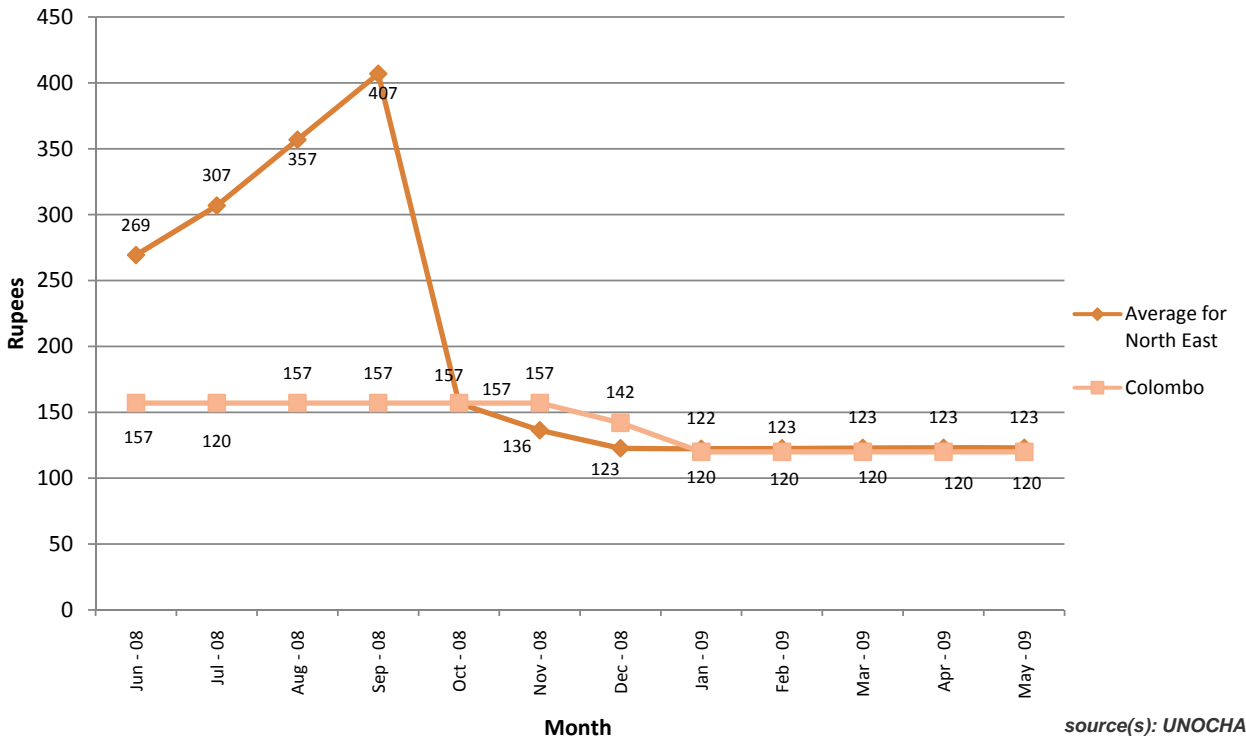
North East:



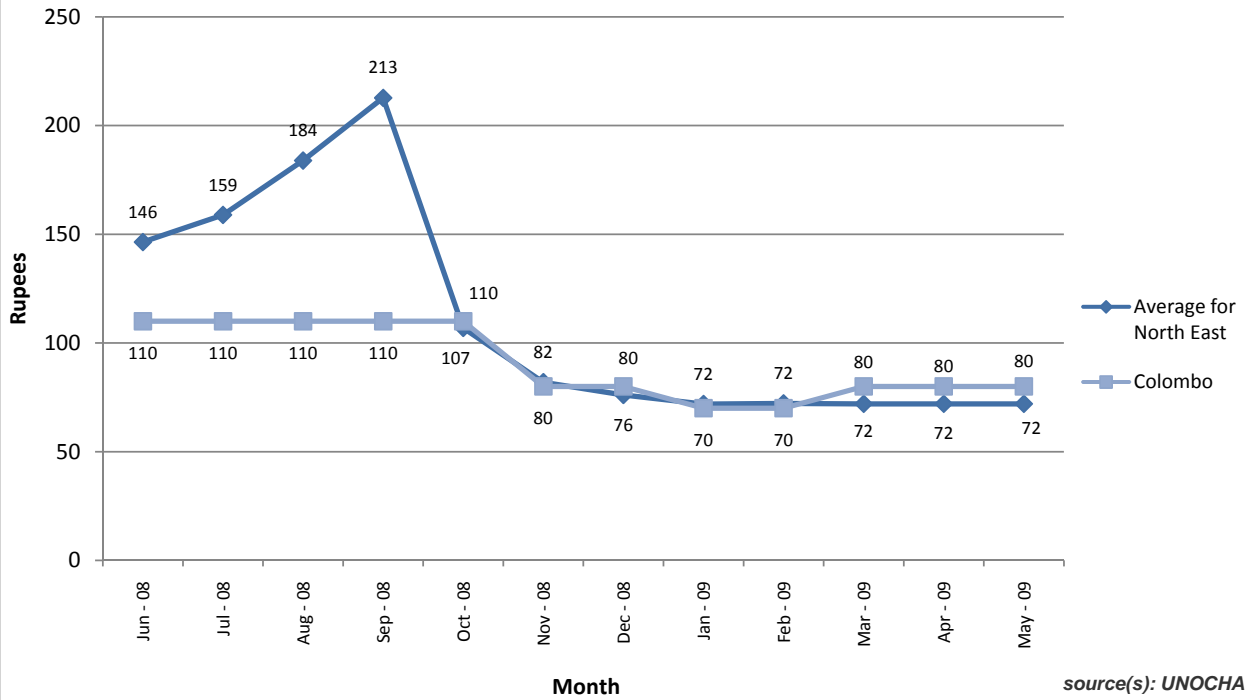
Average market prices of monitored commodities in the North and East of Sri Lanka in 2008 / 2009 (indicators: 3.1, 3.2, 3.3, 3.4 & 3.5)



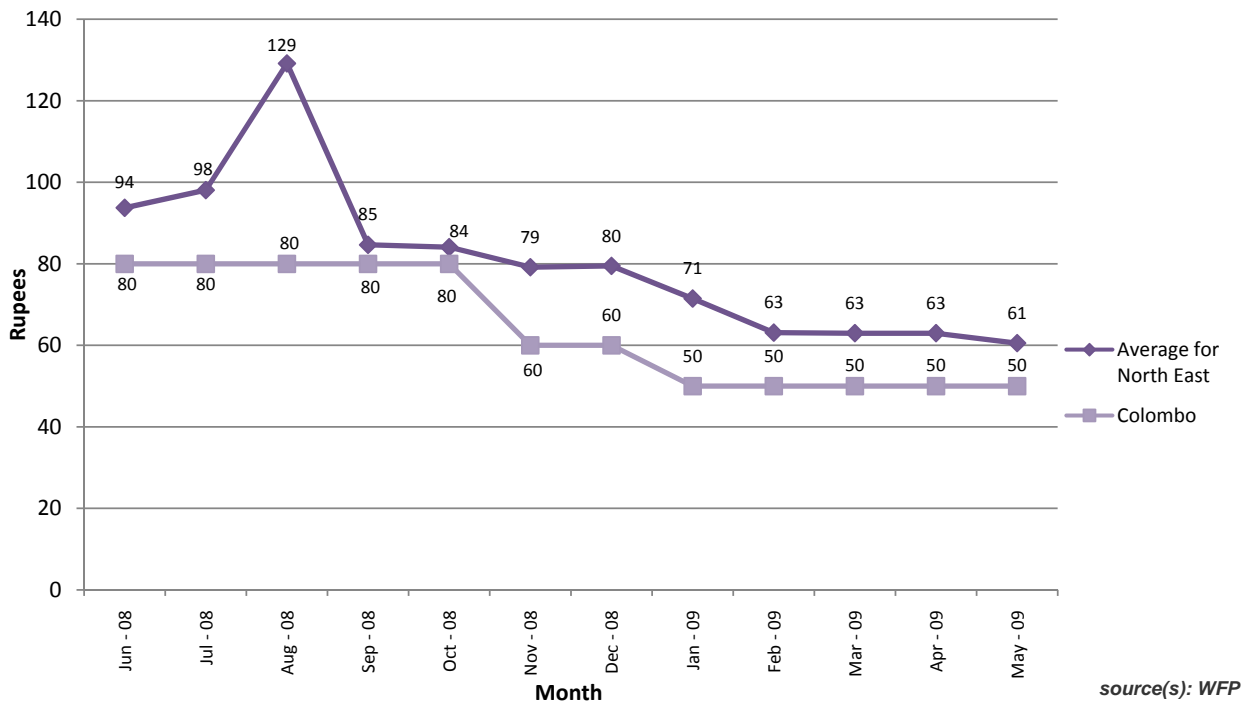
Estimated average market price of Petrol (indicator: 3.10)



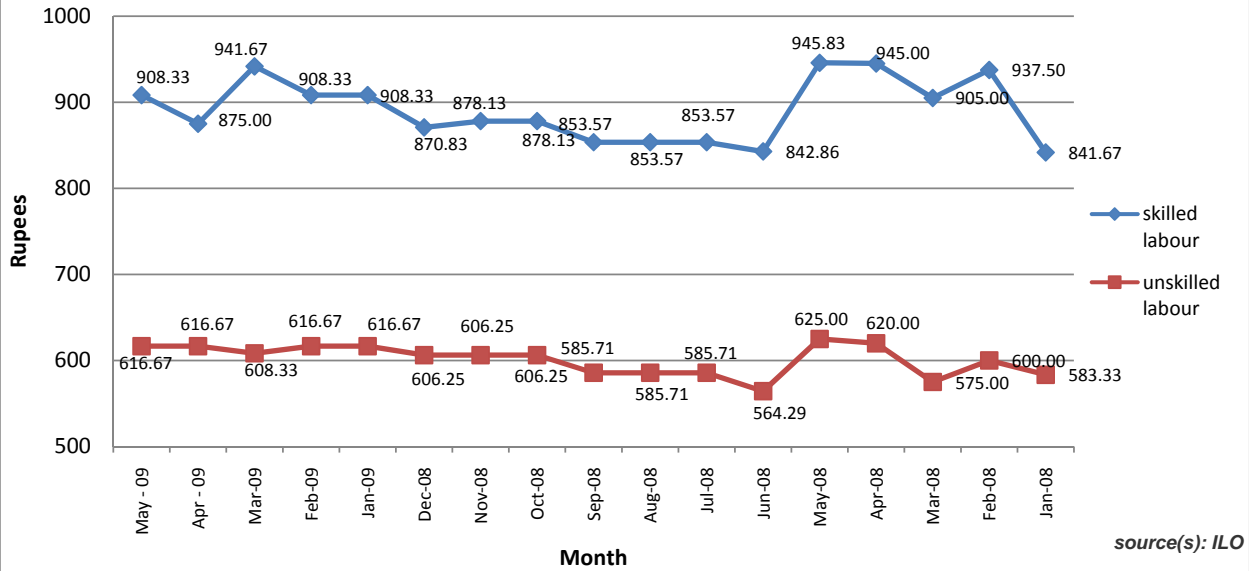
Estimated average market price of Diesel (indicator: 3.11)



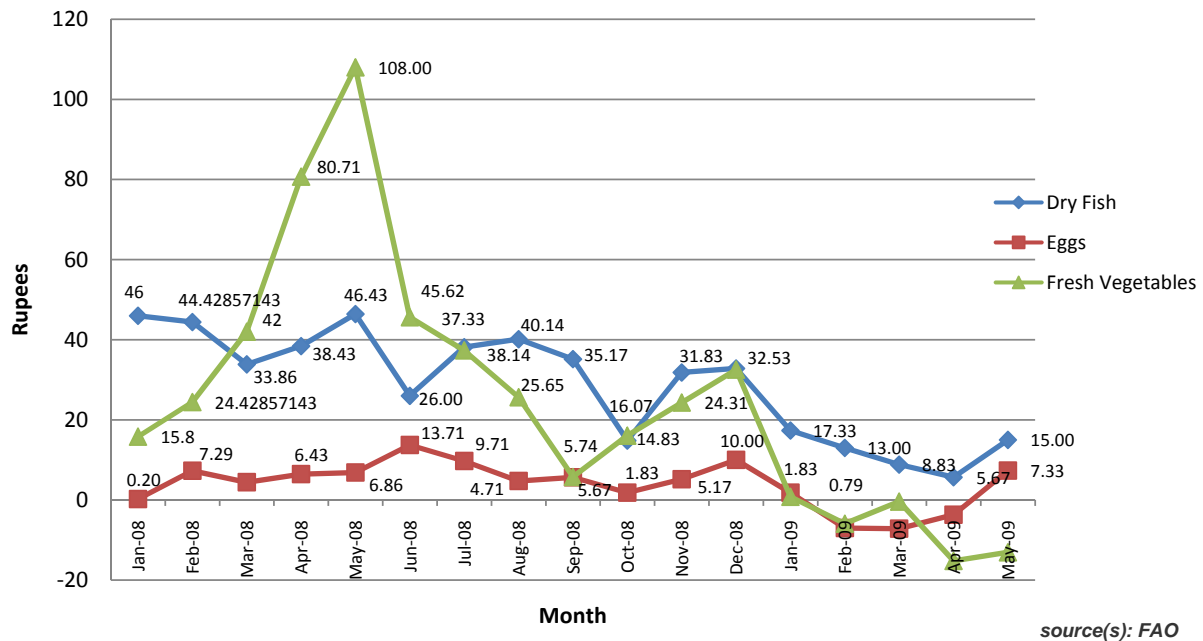
Estimated average market price of kerosene (indicator: 3.5)



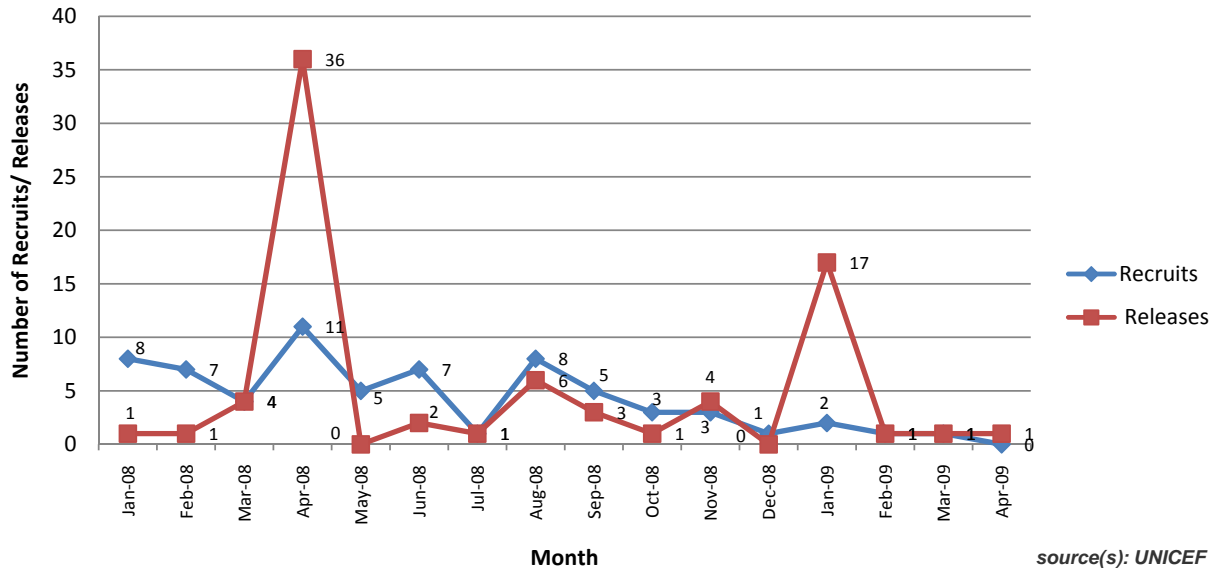
**Average daily wages for skilled and unskilled labour
in the North and East of Sri Lanka in 2008 / 2009
(indicators: 3.12 & 3.13)**



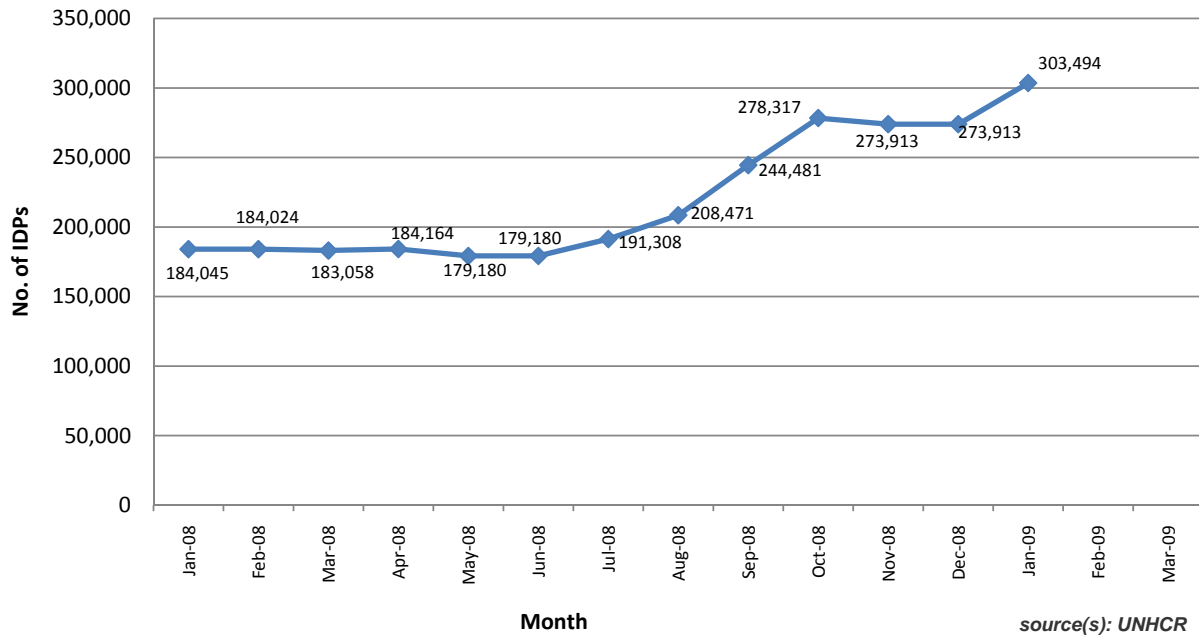
Variation of average retail price of food stuff with respect to standard price in the North and East of Sri Lanka in 2008/ 2009 (indicators: 3.7, 3.8 & 3.9)



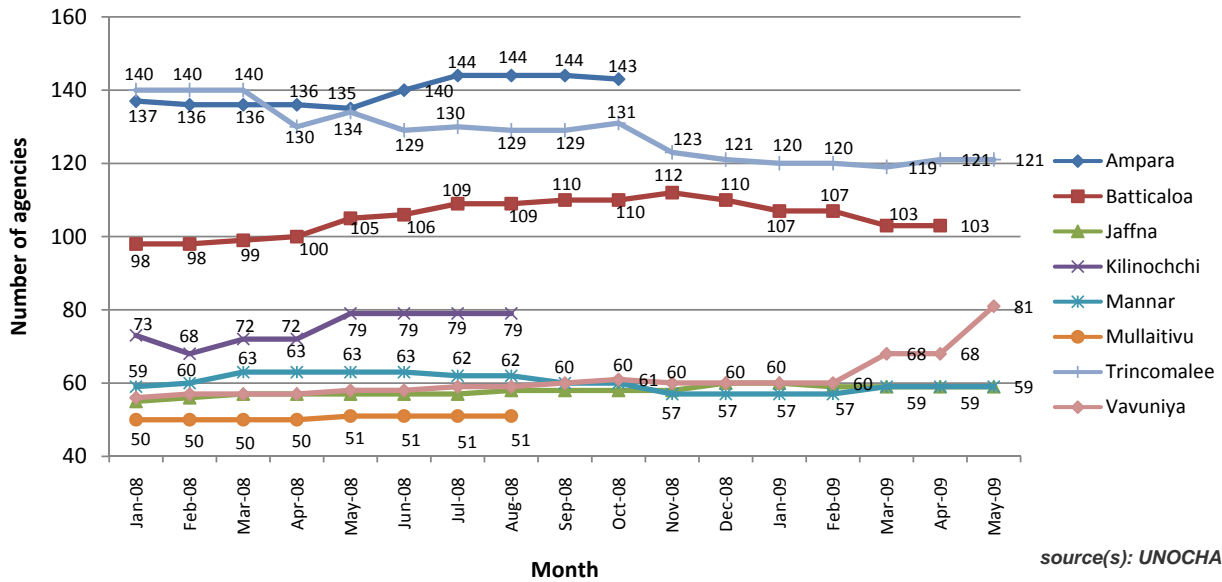
**Underage recruitments and releases reported
in the North and East of Sri Lanka in 2008 / 2009 (UNICEF)**
(indicators: 4.1 & 4.2)



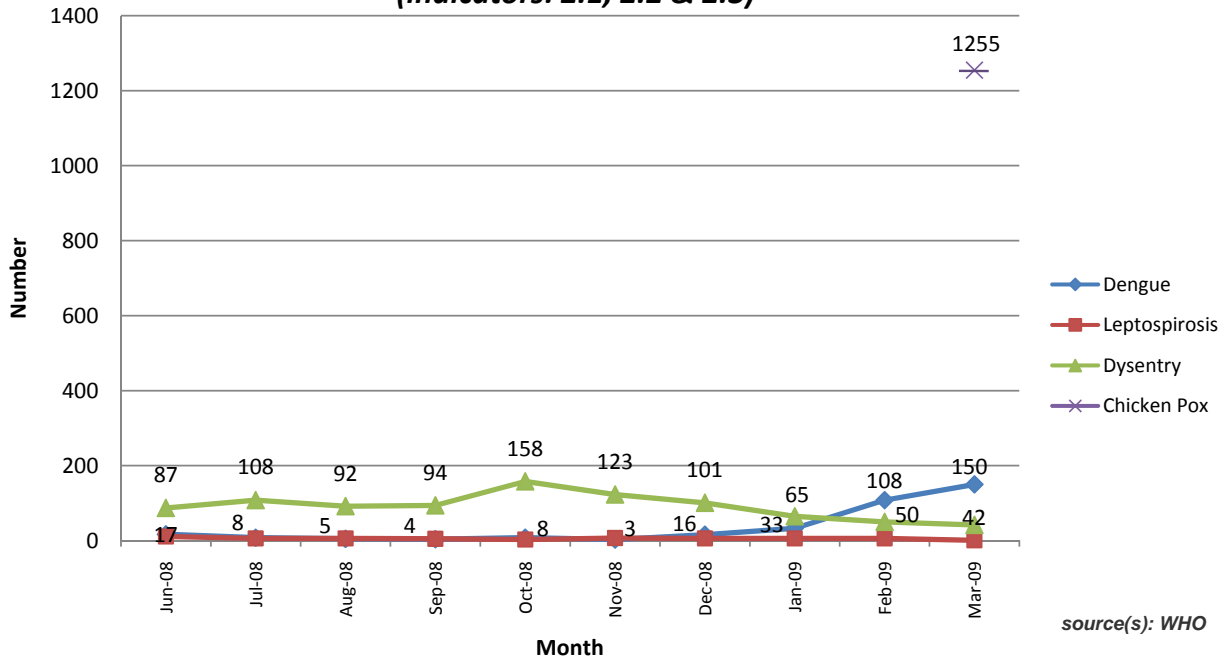
IDP Trends in Sri Lanka (Population affected after April 2006)
(indicator: 4.3)



Humanitarian Agencies presence in the North and East of Sri Lanka in 2008 / 2009 (indicator: 6.1)



Prevalence of Leptospirosis, Dengue, Chicken Pox and Dysentery outbreaks (MOH) (indicators: 2.1, 2.2 & 2.3)



Indicator	Unit	Month	Colombo	Ampara	Batticaloa	Jaffna	Kilinochchi	Mannar	Mullaitivu	Trincomalee	Vavuniya	Total	Average	Resp.	Trends / Comments	
1.1	Number	May-09		0	0	0	N/A	0	N/A	4	0	4	0.67	UNICEF	Please see narrative report	
		Apr-09		N/A	2	4	N/A	0	N/A	5	2	13	2.60			
		Mar-09		0	0	0	N/A	0	N/A	0	0	0	0.00			
1.2	Number	May-09		0	0	0	N/A	0	N/A	3	0	3		UNICEF	Please see narrative report	
		Apr-09		N/A	326	400	N/A	0	N/A	3	114	843				
		Mar-09		0	0	0	N/A	0	N/A	0	0	0				
1.3	Number	May-09		0	0	0	N/A	0	N/A	2,403	0	2,403		UNICEF		
		Apr-09		N/A	260,806	129,381	N/A	0	N/A	2,403	34,082	426,672				
		Mar-09		0	0	0	N/A	0	N/A	0	0	0				
2.1	Number	May-09		-	-	-	-	-	-	-	-	-	0	WHO		
		Apr-09		-	-	-	-	-	-	-	-	-	-			0
		Mar-09		11	120	1	0	0	0	0	18	0	150			
2.2	Number	May-09		-	-	-	-	-	-	-	-	-	0	WHO		
		Apr-09		-	-	-	-	-	-	-	-	-	-			0
		Mar-09		1	0	0	0	0	0	0	0	0	1			
2.3	Number	May-09		-	-	-	-	-	-	-	-	-	0	WHO		
		Apr-09		-	-	-	-	-	-	-	-	-	-			0
		Mar-09		4	6	9	0	2	0	7	14	42				
2.4	Number	May-09		-	-	-	-	-	-	-	-	-	0	WHO		
		Apr-09		-	-	-	-	-	-	-	-	-	-			0
		Mar-09		12	16	252	0	50	0	11	914	1255				
3.1	Rs./kg	May-09	62.86	58.50	66.00	N/A	N/A	N/A	N/A	79.50	N/A		68	WFP		
		Apr-09	-	-	-	-	-	-	-	-	-	-	-			#DIV/0!
		Mar-09	65	59	69	80	N/A	N/A	N/A	83	N/A		73			
3.2	Rs./loaf	May-09	37.50	39.00	42.50	N/A	N/A	N/A	N/A	40.00	N/A		41	WFP		
		Apr-09	-	-	-	-	-	-	-	-	-	-	-			#DIV/0!
		Mar-09	38	39	43	43	N/A	N/A	N/A	40	N/A		41			
3.3	Rs./litre	May-09	220.00	335.00	336.50	N/A	N/A	N/A	N/A	220.00	N/A		297	WFP		
		Apr-09	-	-	-	-	-	-	-	-	-	-	-			#DIV/0!
		Mar-09	310	335	336	187	N/A	N/A	N/A	170	N/A		257			
3.4	Rs./kg	May-09	192.00	195.00	180.00	N/A	N/A	N/A	N/A	180.00	N/A		185	WFP		
		Apr-09	-	-	-	-	-	-	-	-	-	-	-			#DIV/0!
		Mar-09	174	188	180	140	N/A	N/A	N/A	180	N/A		172			
3.5	Rs./litre	May-09	50.00	51.00	80.15	N/A	N/A	N/A	N/A	50.50	N/A		61	WFP		
		Apr-09	-	-	-	-	-	-	-	-	-	-	-			#DIV/0!
		Mar-09	50	51	81	68	N/A	N/A	N/A	51	N/A		63			
3.6	%	May-09		40	39	-45	N/A	-13	N/A	-6	16		5.17	FAO	Standard price refers to the average retail price of this good 12 months prior to the reporting month	
		Apr-09		-3	23	-40	N/A	15	N/A	-6	47		6.00			
		Mar-09		-3	17	-63	N/A	10	N/A	-2	21		-3.33			
3.7	%	May-09		33	-6	0	N/A	10	N/A	9	44		15.00	FAO	Standard price refers to the average retail price of this good 12 months prior to the reporting month	
		Apr-09		0	-17	0	N/A	29	N/A	14	8		5.67			
		Mar-09		0	8	0	N/A	14	N/A	39	-8		8.83			
3.8	%	May-09		20	9	-55	N/A	25	N/A	5	40		7.33	FAO	Standard price refers to the average retail price of this good 12 months prior to the reporting month	
		Apr-09		0	-9	-55	N/A	17	N/A	5	20		-3.67			
		Mar-09		0	-10	-63	N/A	30	N/A	0	0		-7.17			
3.9	%	May-09		22	-40	-0.38	N/A	-47	N/A	-53	40		-13.06	FAO	Standard price refers to the average retail price of this good 12 months prior to the reporting month	
		Apr-09		8	-49	-0.30	N/A	-21	N/A	-38	9		-15.22			
		Mar-09		12	-28	-0.48	N/A	-19	N/A	-25	58		-0.41			
3.10	Rs./litre	May-09	120	N/A	N/A	131	N/A	120	N/A	121	120			OCHA		
		Apr-09	120	N/A	121	131	N/A	120	N/A	121	120					
		Mar-09	120	N/A	121	131	N/A	120	N/A	121	120					
3.11	Rs./litre	May-09	80	N/A	N/A	79	N/A	70	N/A	71	70			OCHA		
		Apr-09	80	N/A	71	79	N/A	70	N/A	71	70					
		Mar-09	80	N/A	71	79	N/A	70	N/A	71	70					
3.12	Rs.	May-09		1,000	1,000	700	-	1,000	-	950	800		908.33	ILO	Data reflects range midpoint.	
		Apr-09		1,000	1,000	700	-	800	-	950	800		875.00			
		Mar-09		1,000	1,400	700	-	800	-	950	800		941.67			

Indicator	Unit	Month	Colombo	Ampara	Batticaloa	Jaffna	Kilinochchi	Mannar	Mullaitivu	Trincomalee	Vavuniya	Total	Average	Resp.	Trends / Comments		
3.13	Average daily wages, unskilled labour	Rs.	May-09		700	650	550	-	600	-	650	550		616.67	ILO	Data reflects range midpoint.	
			Apr-09		700	650	550	-	600	-	650	550		616.67			
			Mar-09		700	600	550	-	600	-	650	550		608.33			
4.1	Underage recruits reported	Number	May-09		-	-	-	-	-	-	-	-	0	#DIV/0!	UNICEF	Includes both LTTE and Karuna faction; Continually revised based on incoming reports.	
			Apr-09		0	0	0	0	0	0	0	0	0	0.00			
			Mar-09		1	0	0	0	0	0	0	0	0	1			0.13
4.2	Underage releases reported	Number	May-09		-	-	-	-	-	-	-	-	0	#DIV/0!	UNICEF	Includes both LTTE and Karuna faction; Continually revised based on incoming reports.	
			Apr-09		0	1	0	0	0	0	0	0	0	1			0.13
			Mar-09		0	1	0	0	0	0	0	0	0	1			0.13
4.3	IDPs, by present location	Number of people	May-09		N/A	N/A	N/A	N/A	N/A	N/A	N/A	N/A	0		UNHCR		
			Apr-09		N/A	N/A	N/A	N/A	N/A	N/A	N/A	N/A	N/A	0			
			Mar-09		N/A	N/A	N/A	N/A	N/A	N/A	N/A	N/A	N/A	0			
5.1	Hartals	Number	May-09	1	1	2	0	0	0	0	0	0	4		UN DSS		
			Apr-09	1	1	0	0	0	0	0	0	0	0	2			
			Mar-09	0	2	1	0	0	0	0	0	0	1	4			
5.2	Security incidents involving civilians - fatalities	Number	May-09	0	2	7	3	0	0	0	0	0	12		UN DSS		
			Apr-09	0	8	2	1	0	1	51	8	4	1	68			
			Mar-09	0	1	5	8	0	3	4	15	2	38				
5.3	Security incidents involving humanitarian workers - fatalities	Number	May-09	0	0	0	0	0	0	1	0	0	1		UN DSS		
			Apr-09	0	0	0	0	0	0	0	0	0	0	0			
			Mar-09	0	0	0	0	0	0	1	0	0	0	1			
5.4	Security incidents involving humanitarian workers - injuries	Number	May-09	0	0	0	0	0	0	0	0	0	0		UN DSS		
			Apr-09	0	0	0	0	0	0	0	0	0	0	0			
			Mar-09	0	0	0	0	0	0	0	0	0	0	0			
5.5	Security incidents involving humanitarian workers	Number	May-09	0	1	5	1	0	0	0	0	177	184		UN DSS		
			Apr-09	1	0	0	1	0	1	0	0	0	3				
			Mar-09	1	3	2	0	0	5	0	6	5	22				
5.6	Arrests under the Emergency Regulations/ Prevention of Terrorism Act	Number	May-09		N/A	N/A	N/A	N/A	N/A	N/A	N/A	N/A	0		SHRA		
			Apr-09		N/A	N/A	N/A	N/A	N/A	N/A	N/A	N/A	N/A	0			
			Mar-09		N/A	N/A	N/A	N/A	N/A	N/A	N/A	N/A	N/A	0			
5.7	Disappearances reported to the Human Rights Commission	Number	May-09		N/A	N/A	N/A	N/A	N/A	N/A	N/A	N/A	0		SHRA		
			Apr-09		N/A	N/A	N/A	N/A	N/A	N/A	N/A	N/A	N/A	0			
			Mar-09		N/A	N/A	N/A	N/A	N/A	N/A	N/A	N/A	N/A	0			
6.1	Humanitarian agencies present	Number	May-09		N/A	N/A	59	0	59	0	121	81		OCHA			
			Apr-09		N/A	103	59	0	59	0	121	68					
			Mar-09		N/A	103	59	0	59	0	119	68					
6.2	UN projects disrupted due to security reasons	Number	May-09		N/A	N/A	0	0	6	0	0	1	7		OCHA		
			Apr-09		N/A	0	0	0	6	0	0	1	7				
			Mar-09		N/A	0	0	0	6	0	0	1	7				
6.3	Description of UN activities that have been suspended / delayed or put on hold due to security/conflict (optional)		provided in attached narrative										All				

Key	-	No Report Received	Current Month
	N/A	Not Available	Last Month
	0	Reported as Zero	Two Months Ago

Narrative Report

The following information is voluntarily provided by agencies, to supplement the indicator table above.

Agency	Comments
UNICEF	<ul style="list-style-type: none">• The minimum school closure days in Trinco is 4 and max. is 19 days.• In Trincomalee, the following primary and secondary schools did not function due to conflict/ security/ hartal in May 2009:<ul style="list-style-type: none">-Muslim Maha Vidyalaya - 04 days-Arafat Vidyalaya – 09 days-Kanichchaveli Sinhala Vidyalaya – 16 days
OCHA	<ul style="list-style-type: none">• In Vavuniya the number of agencies increased from 68 to 81 as CRC, GRC, IFRC, Chaine de lesespoir, MAG, MercyCorps, Mercy Malaysia, ACM, Compassion Lanka, NCML, VOVCOD, SANASA, and YFC started operations in the district.
SHRA	<ul style="list-style-type: none">• The Sri Lanka Human Rights Commission, at present does not provide this kind of information to the UN.

Disclaimer: The content of this report is accurate to the best knowledge of each responsible agency, at the time of the report. This report does not represent the view of the UN as a whole.