

The
POPULATION MOVEMENT TRACKING
SOMALIA

Date of Information Received: July 2009

1. Breakdown of Reports¹ in the PMT database by Location:

- South/Central Somalia (including Mogadishu) – 279 reports
- Puntland – 73 reports
- Somaliland – 14 reports
- Yemen – 4 reports
- Kenya – 2 reports
- Ethiopia – 2 reports
- Djibouti – 1 report
- **TOTAL – 375 reports**

2. Types of Displacement

No. of People Affected:	No. of Reports Received
• Insecurity / Conflict – 63,000 -----	335 reports
• Drought – 3,600 -----	13 reports
• Lack of Livelihood – 1,400 -----	20 reports
• Clan Conflict – 200 -----	2 reports
• IDP Returns – 100 -----	4 reports
• Eviction – 10 -----	1 reports
• TOTAL ≈ 69,000 -----	375 reports

3. Areas receiving IDPs

By region with districts in parenthesis

- | | |
|--|--|
| • Bakool (Rab Dhuure, Tayeeglow, Waajid, Xudur) | • Nugaal (Garoowe) |
| • Banadir (Mogadishu) | • Shabelle Dhexe/Middle Juba (Jowhar, Mahaday, Cadale, Balcad) |
| • Bari (Bossaso) | • Shabelle Hoose/Lower Shabelle (Aw Dheegle, Baraawe, Marka, Qoryooley, Wanla Weyn, Afgooye) |
| • Bay (Baydhaba, Buur Hakaba) | • Togdheer (Buuhoodle) |
| • Galgaduud (Cadaado, Ceel Buur, Dhuusamarreeb) | • Woqooyi Galbeed (Gebiley, Hargeysa) |
| • Gedo (Doolow, Baardheere, Belet Xaawo, Ceel Waaq) | • Djibouti |
| • Hiraan (Belet Weyne, Maxaas) | • Ethiopia |
| • Juba Dhexe/Middle Juba (Bu'aale) | • Kenya |
| • Juba Hoose/Lower Juba (Afmadow, Badhaadhe, Kismaayo) | • Yemen |
| • Mudug (Gaalkacyo, Jariiban) | |

4. Sources of Information: Local Partner Agencies, UNHCR offices in Kenya and Yemen.

5. Technical and Administrative support provided by the Norwegian Refugee Council.



NORWEGIAN REFUGEE COUNCIL

¹ The term “reports” refers to entries in the database and not necessarily to reports received from partners. A total of 391 PMT reports were received from partners in July.

SUMMARY OF FINDINGS

In July, insecurity was the single greatest cause of movement in Somalia. The conflict in Mogadishu, the latest round of which began on 7 May 2009, continued throughout the month. A total of 67,000² people are reported to have been displaced within the month of July, 56,000 of which, were reported to have been displaced from or within Mogadishu.

The majority of people fleeing violence in Mogadishu moved to settlements within the Afgooye corridor, mainly to the Ceelsha and Lafoole settlements or were displaced to areas within Mogadishu. Other regions receiving IDPs in Somalia include Juba Hoose, Bay, Galgaduud, Mudug and Gedo.

Most of the reported Mogadishu displacement in July occurred from Kaaraan district (11,500 people).

Movements across international borders have continued. Nearly 4,300 Somalis arrived at Dadaab refugee camps in Kenya this month. This brings the total number of Somali new arrivals to Dadaab to nearly 40,700. There have also been reports of Somalis who have gone to other locations in Kenya than the refugee camps.

During the month of July, there has been an increase in people travelling to Gaalkacyo and Bossaso, most of which have expressed the intention to travel to Yemen. Arrivals in Yemen remain low, however, due to seasonal hazardous sailing conditions, but are likely to increase in the coming weeks, particularly with the onset of Ramadan.

1. ***Patterns of Movement***

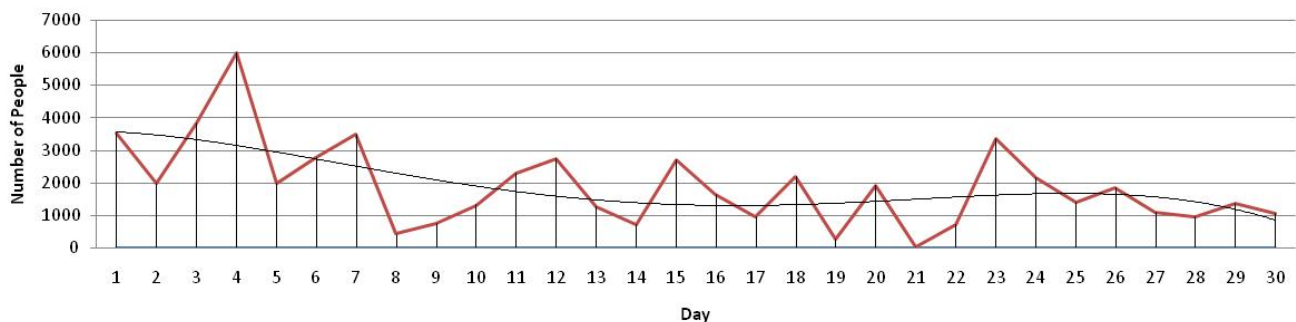
Weekly updates on population movements and protection concerns are contained in the Protection Cluster Update.

- A total of 67,000 people are reported to have been displaced within the month of July.
- The conflict between insurgent groups and government forces has displaced over 56,000 people in Mogadishu, during the month of July.
- Of these 56,000 people, 35,000 were reported to have left to city; they went to the following areas:
 - 21,000 people to Shabelle Hoose region
 - 15,100 to Afgooye district
 - 10,900 to Ceelasha
 - 3,800 to Lafoole
 - 200 to Muuri
 - 200 to Idimon
 - 100 to Xaawo-Cabdi
 - 2,800 to Wanla Weyn district
 - 1,300 to Marka district
 - 900 to Russia
 - 200 to Shalaambood

² At the time of writing this displacement continues. As of the August 17, a total of 76,000 people have been displaced since 1 July 2009.

- 1,000 to Aw Dheegle district
 - 1,000 to Bariire
- 4,100 to Juba Hoose region
 - 2,600 to Afmadow district (Dobley)
 - 900 to Kismaayo district
 - 600 to Badhaadhe district
- 3,000 to Bay region
 - 1,500 to Buur Hakaba district
 - 1,500 to Baydhaba
- 2,500 to Galgaduud region
 - 1,200 to Ceel Buur district
 - 1,100 to Dhuusamarreeb district
- 1,900 to Mudug region
 - 1,800 to Gaalkacyo
- 1,000 to Gedo region
 - 600 to Baardheere district
- 500 to Juba Dhexe region
- 500 to Bakool region
- Of the 56,000 people displaced, 21,000 were reported to have been displaced within Mogadishu; they went to the following areas:
 - 14,800 to Dayniile (incl. KM10-13 and Garas Baaley)
 - 3,800 to Wadajir
 - 1,400 to Dharkenley (incl. Kax Shiqaal)
 - 700 to Waaberi
 - 500 to Xamar Jabjab
- Overall, people were reported to have been displaced from the following districts in Mogadishu:
 - 11,500 from Kaaraan
 - 7,400 from Cabdulcasiis
 - 6,100 from Wardhiigley
 - 6,000 from Hodan
 - 5,500 from Banadir
 - 5,200 from Shibis

Displacement from Mogadishu in July



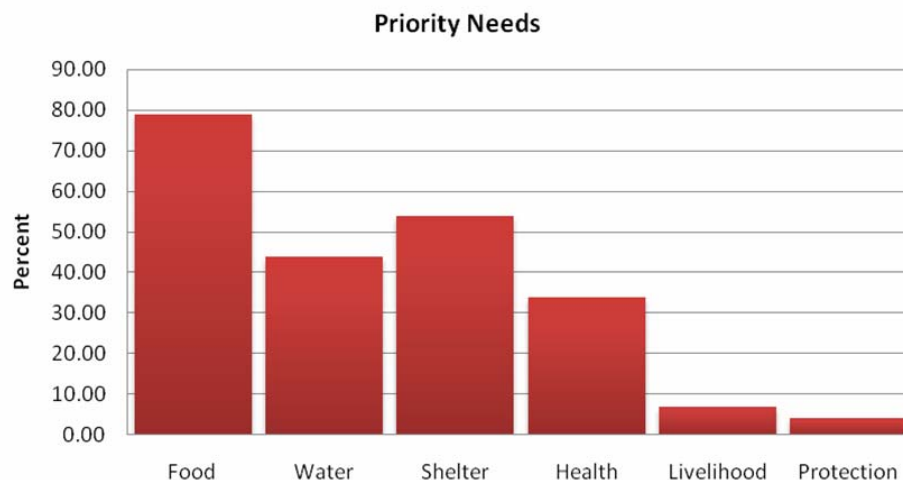
- 4,300 from Boondheere
 - 3,300 from Hawl Wadaag
 - 2,300 from Yaaqshiid
 - 1,900 from Shangaani
 - 1,100 from Xamar Weyne
 - 800 from Haliwaa
 - 400 from Dharkenley
 - 300 from Wadajir
 - 100 from Xamar Jabjab
 - 100 from Waaberi
-
- The above figures indicate that there has been an increase in displacements from Shibis, Boondheere and Cabdulcasiis districts in contrast with June. In addition, trends indicate that there has been a decrease in people moving to other areas within Mogadishu while the overall displacement from Mogadishu remained high during the month of July.
 - It should be noted that the figures above likely include some IDPs who have been displaced more than once. For example, IDP settlements in Kaaraan and Dharkenley district have been the scene of fighting during the month of July; it is possible that IDPs recently displaced to these locations have now been displaced from these locations, implying that the figures for individuals displaced within Mogadishu may be too high.
 - Over 60 people were displaced within Gedo Region due to drought; the individuals have moved from rural areas to urban areas within the district in seek of water, food and assistance (1 July)
 - 500 people were reported to have been displaced within Mahaday district due to conflict between insurgents and TFG-allied militias (10 Jul).
 - Monitoring partners reported that 40 people were displaced within Gebiley district due to clashes between two neighboring clans disputing over grazing land in Ceel Berdaale, North Gebiley (11 Jul).
 - 180 people fled from Belet Weyne to Gaalkacyo; the individuals reported that there had been revenge killings and forced child recruitment in the area (13 Jul)
 - 500 people were reported to have left Belet Weyne town and travelled to Siigaalow and surrounding villages due to fear of conflict between Al-Shabaab and Government forces (22 Jul).
 - 150 people were reported to have been displaced from areas in Southern areas of Hargeysa district due to drought; they travelled South across the border into Ethiopia (22 Jul).
 - Approximately 360 nomadic pastoralists were reported to have left rural areas in Laas Caanood region and moved to Buuhoodle district, Togdheer region, due to drought (23 Jul).
 - 2,000 people were estimated to have been displaced within Ceel Buur district due to drought. Many have been reported to have lost livestock and have moved towards urban areas in search of water and food (24 Jul)
 - Approximately 850 people were reported to have fled from Belet Weyne town following conflict between Government forces and Hizbul-Islam forces; Government

forces were reported to have gained full control of the town on 26th July 2009. The people fleeing the city travelled to surrounding villages within the district, including Quracle, Luuq Jeelow, Caloola Cad and Siigaalow (29 July).

Priority Needs

Out of the 375 PMT reports in the database for July:

- *Food* has been indicated as an urgent need in 298 reports. It was listed as the top priority in 209 of the reports. While 79% of all reports received indicated a need for food, it was indicated as the top need in 56%.
- *Water* has been indicated as an urgent need in 164 reports. It was listed as the top priority in only 20 of these reports, mainly IDP displaced by drought.
- *Shelter* has been indicated as an urgent need in 203 reports. It was listed as the top priority in 71 of the reports. While 54% of all reports received indicated a need for shelter, 19% indicated that it was the top priority, mostly from IDPs in Ceelasha, Bur-Heyber (Buur Hakaba), Russia (Marka), Baardheere, Gaalkacyo and Bossaso.
- *Health* has been indicated as an urgent need in 127 reports. It was listed as the top priority in only 1 report, from IDPs in Lafoole.
- *Livelihood support* has been indicated as an urgent need in 27 reports from various groups in various locations including, Garoowe, Afmadow, Belet Xaawo, Baydhaba, Qoryooley and Burco.
- *Protection* has been indicated as an urgent need in 16 reports. It was listed as the top priority in 13 of these reports, mainly from IDPs displaced from Mogadishu in Hargeysa, Afgooye, Afmadow, Baardheere and Kismaayo.



(Note: IDPs on a single form can have various priority needs)

Coping Mechanisms/Trends

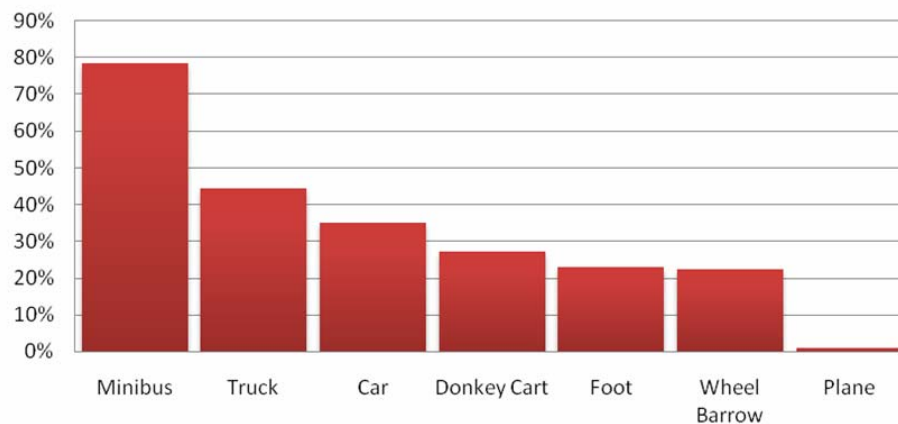
- Displacement trends reflect the tendency for IDPs to travel in groups and moving to areas where they could find social/clan support.
- Moving across borders in search of assistance was identified in 69 reports.

- Selling material possessions to meet urgent needs was identified in 55 reports.
- Forced prostitution was identified as a coping mechanism in 4 reports, which came from Dhuusamarreeb, Gaalkacyo, Bossaso, and Dhinowda Dhiley (Jariiban).
- Child labour was reported in 47 reports, mainly in Banadir, Ceelasha, Baydhaba, Gaalkacyo, Bossaso, Dhuusamarreeb, and Bu'aale.
- Joining a militia for employment was indicated in 1 reports from IDPs in Bu'aale.
- 74 reports indicated that IDPs were depending on remittances as a coping mechanism, while another 39 reports indicated that the IDPs had borrowed money.
- 160 reports indicated that IDPs were reducing their number of meals per day. Reducing food quality (i.e. animal hides, grass, etc.) was reported in 79 reports.
- 94 reports indicated that IDPs were relying on humanitarian assistance. 156 reports indicated that IDPs were depending on family support.

Threats while moving:

- Of the 375 reports received during the month, only 21 (5.6%) reported that the IDPs experienced violations while travelling. These reports came from IDPs in Dharkenley (Banadir), Wadajir (Banadir), Belet Weyne, Bu'aale, Afmadow, Kismaayo, Gaalkacyo, and Jariiban.
 - The number of checkpoints, both legal and illegal, reported by the PMT partners show that 23% of all displacements did not encounter a checkpoint. 77% of IDP movements reported did cross checkpoints. This represents an increase in checkpoint crossing from last month. More specifically:
 - 42% of all displacements encountered less than 5 checkpoints
 - 20% of all displacements encountered between 5 and 10 checkpoints
 - 11% of all displacements encountered more than 10 checkpoints
- The mode of transportation for IDPs varies from place to place. The following methods were reported. (*Note: IDPs on a single form can have various methods of transportation*)

Mode of Transport



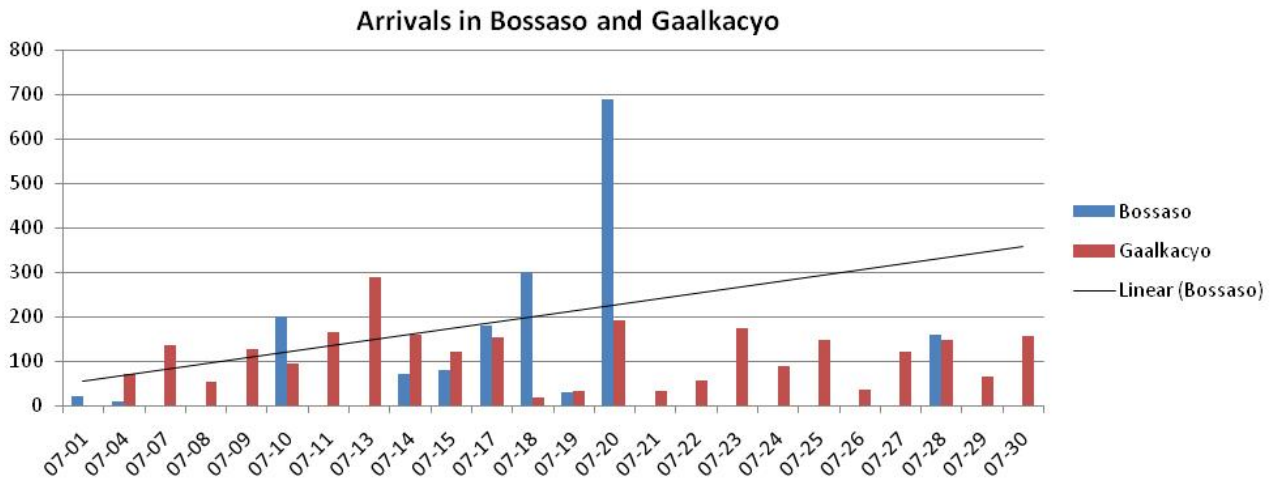
Mixed Migration

- 166 of the 375 reports (44%) received in July indicated that the IDP population in the report had the intention to cross an international boundary. These 166 reports correspond to nearly 16,000 people.
- In these 166 reports, the following destinations were identified.
 - Kenya – 9,000 people
 - Yemen – 2,500 people
 - Saudi Arabia – 2,300 people
 - Ethiopia – 900 people
 - Libya – 700 people

Please note that our database only accepts 1 final destination per form. The destination furthest away is the one entered in the database. For example a form that lists the final destination as “Saudi Arabia and Yemen” will have Saudi Arabia entered in the db. As a result the numbers above should be considered estimates and indicative of general trends only.

- The coping/survival mechanisms identified most commonly were:
 - Relying on Humanitarian Assistance/Refugee Camp – 124 reports
 - Seeking Employment – 53 reports
 - Hoping for resettlement to a western country – 45 reports
 - Reuniting with family – 39 reports
 - Reducing number of meals per day – 32 reports
 - Remittances – 23 reports
 - Engaging in begging – 18 reports
- The areas of origin for many of these potential migrants are:
 - Mogadishu – 7,700 people
 - Hiraan – 1,700 people
 - Kenya – 1,500 people
 - Galgaduud – 1,000 people
 - Bay – 800 people
 - Mudug – 600 people
 - Shabelle Hoose – 400 people
- The locations these reports were received from (where the IDPs were at the time of reporting)
 - Lower Juba (mainly Doble) – 4,100 people
 - Hiraan – 2,600 people
 - Gedo – 2,300 people
 - Mudug – 2,000
 - Bay – 1,700 people
 - Bari – 1,500 people
 - Juba Dhexe – 530 people
- Approximately 950 Somalis were reported to have crossed into Yemen during the month of July, despite seasonal rough waters.
- There has been an increase in people travelling to Bossaso (2,000 people) during the month of July, most of which expressed the intention to cross over to Yemen. Arrivals


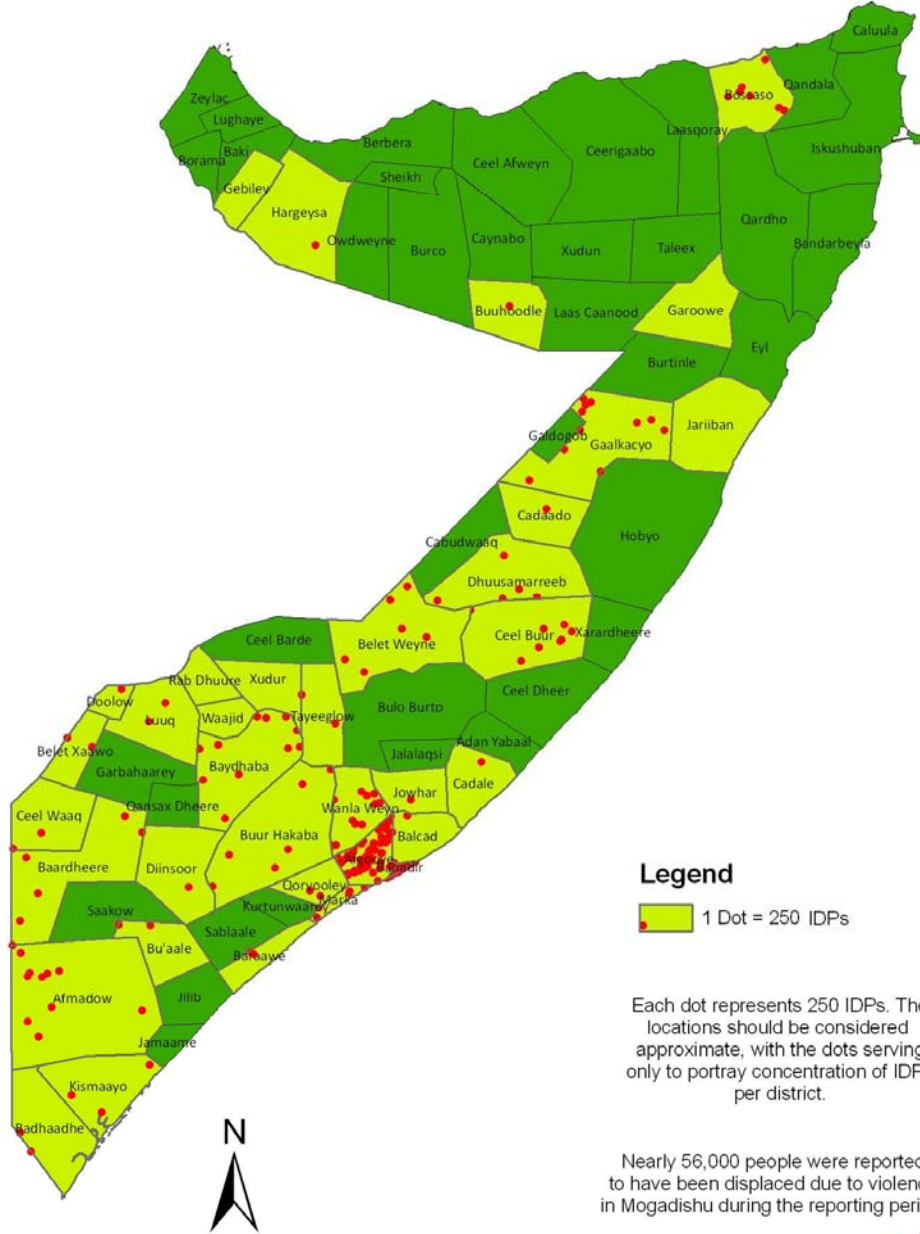
in Yemen remain low, however, due to seasonal hazardous sailing conditions, but are likely to increase in the coming weeks, particularly with the onset of Ramadan.



- 4,300 Somalis were reported to have arrived and been registered in Dadaab, Kenya during the month of July, bringing the total Somali arrivals in 2009 to 40,700.

Areas Receiving IDPs

From 1 July 2009 - 31 July 2009



The data shown on this map comes from the IASC Protection Cluster Population Movement Tracking initiative