

## Statistical summary

as at  
31 August 2009

### Refugees and Asylum Seekers in Kenya

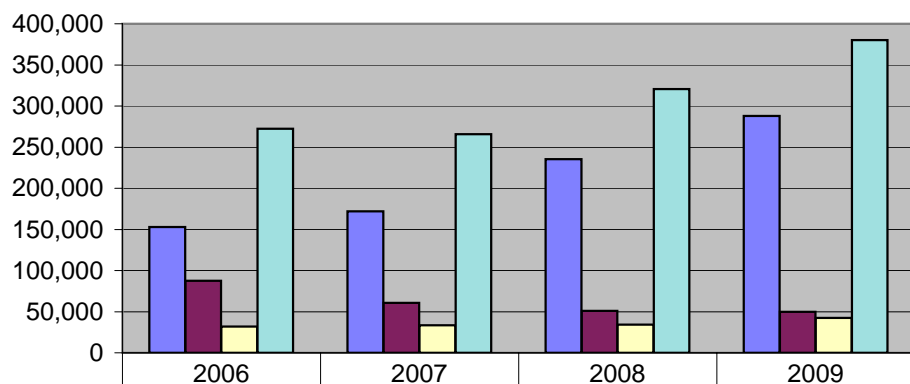
	Total	Dadaab	Kakuma	Nairobi	
<b>A. Refugees and Asylum Seekers</b>	<b>380,317</b>	<b>288,089</b>	<b>49,935</b>	<b>42,293</b>	- Page 2
<b>B. Registration</b>	<b>71,165</b>	<b>58,235</b>	<b>7,093</b>	<b>5,837</b>	- Page 3
<b>C. Refugee Status Determination</b>					- Page 4
1. Applied	12,826	5,589	1,860	5,377	
2. Recognized	2,618	155	579	1,884	
3. Rejected	597	0	205	392	
<b>D. Voluntary Repatriation 2009</b>	<b>665</b>				- Page 5
<b>E. Resettlement Submission 2009</b>	<b>5,617</b>				- Page 6
<b>F. Resettlement Departures 2009</b>	<b>2,442</b>				- Page 7
<b>G. *Internally Displaced</b>	<b>500,000 - 600,000</b>				

\* Estimates

**REFUGEES AND ASYLUM SEEKERS IN KENYA BY COUNTRY OF ORIGIN AND LOCATION**  
August 2009

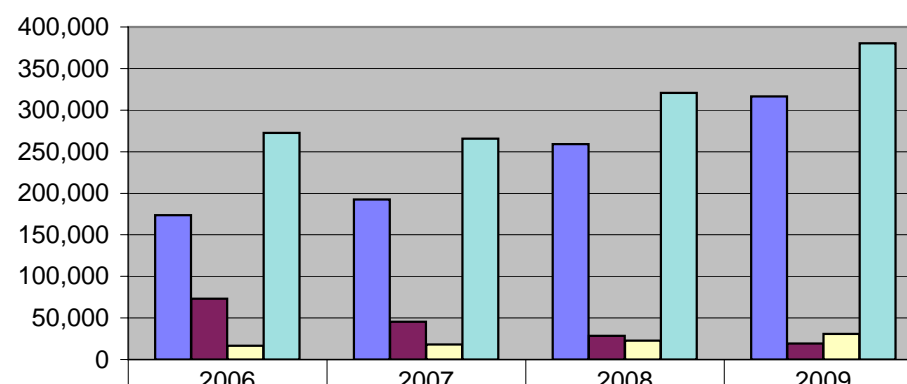
Country of Origin	2006				2007				2008				2009			
	Dadaab	Kakuma	Nairobi	Total	Dadaab	Kakuma	Nairobi	Total	Dadaab	Kakuma	Nairobi	Total	Dadaab	Kakuma	Nairobi	Total
Somalia	149,009	11,193	13,500	<b>173,702</b>	166,716	11,734	13,970	<b>192,420</b>	226,060	18,537	14,524	<b>259,121</b>	273,119	26,064	17,175	<b>316,358</b>
Ethiopia	3,240	4,288	8,900	<b>16,428</b>	4,411	4,435	9,273	<b>18,119</b>	8,511	4,698	9,440	<b>22,649</b>	14,110	4,947	11,788	<b>30,845</b>
Sudan	461	70,443	2,100	<b>73,004</b>	550	42,594	2,117	<b>45,261</b>	635	25,723	2,138	<b>28,496</b>	614	16,609	2,216	<b>19,439</b>
Rwanda	21	314	2,000	<b>2,335</b>	23	344	2,131	<b>2,498</b>	26	357	2,141	<b>2,524</b>	16	338	2,222	<b>2,576</b>
Uganda	62	448	2,300	<b>2,810</b>	77	417	2,313	<b>2,807</b>	75	401	2,313	<b>2,789</b>	71	427	2,432	<b>2,930</b>
Congo	30	655	1,700	<b>2,385</b>	32	769	1,873	<b>2,674</b>	51	898	1,978	<b>2,927</b>	54	1,098	4,202	<b>5,354</b>
Burundi	3	192	1,000	<b>1,195</b>	4	200	1,066	<b>1,270</b>	14	224	1,075	<b>1,313</b>	16	370	1,175	<b>1,561</b>
Eritrea	40	123	500	<b>663</b>	55	55	565	<b>675</b>	77	64	638	<b>779</b>	80	74	1,011	<b>1,165</b>
Other	2	7	0	<b>9</b>	2	2	1	<b>5</b>	6	3	2	<b>11</b>	9	8	72	<b>89</b>
<b>Total</b>	<b>152,868</b>	<b>87,663</b>	<b>32,000</b>	<b>272,531</b>	<b>171,870</b>	<b>60,550</b>	<b>33,309</b>	<b>265,729</b>	<b>235,455</b>	<b>50,905</b>	<b>34,249</b>	<b>320,609</b>	<b>288,089</b>	<b>49,935</b>	<b>42,293</b>	<b>380,317</b>

**TREND BY LOCATION**



	2006	2007	2008	2009
Dadaab	152,868	171,870	235,455	288,089
Kakuma	87,663	60,550	50,905	49,935
Nairobi	32,000	33,309	34,249	42,293
Total	272,531	265,729	320,609	380,317

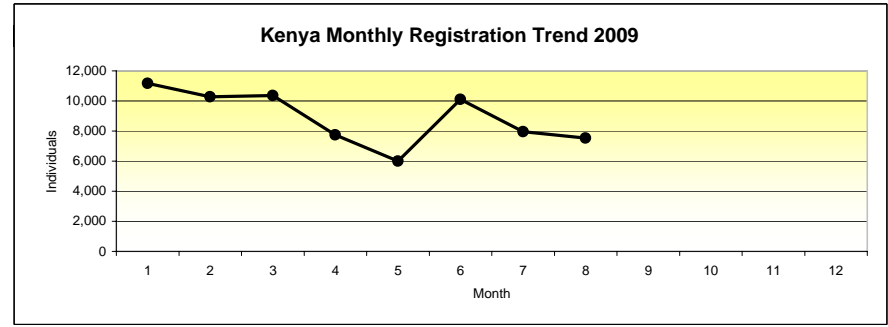
**TREND BY MAJOR COUNTRIES OF ORIGIN**



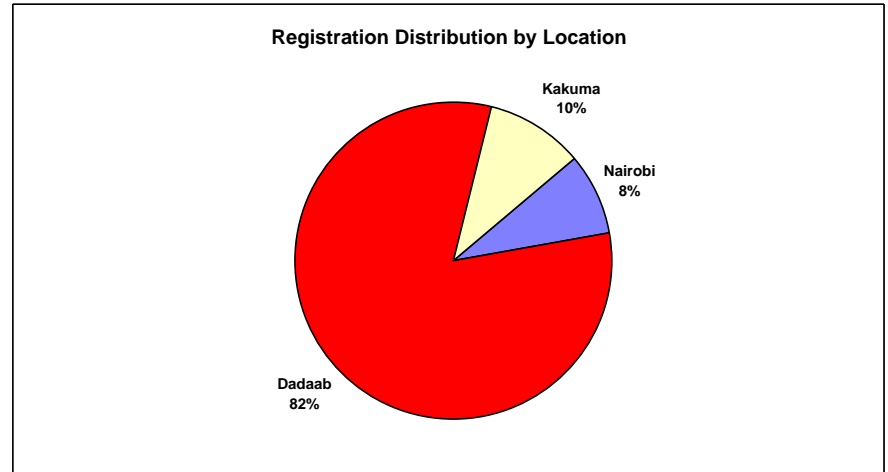
	2006	2007	2008	2009
Somalia	173,702	192,420	259,121	316,358
Sudan	73,004	45,261	28,496	19,439
Ethiopia	16,428	18,119	22,649	30,845
Total	272,531	265,729	320,609	380,317

**KENYA REGISTRATION TREND BY LOCATION AND COUNTRY OF ORIGIN**  
01 January to 31 August 2009

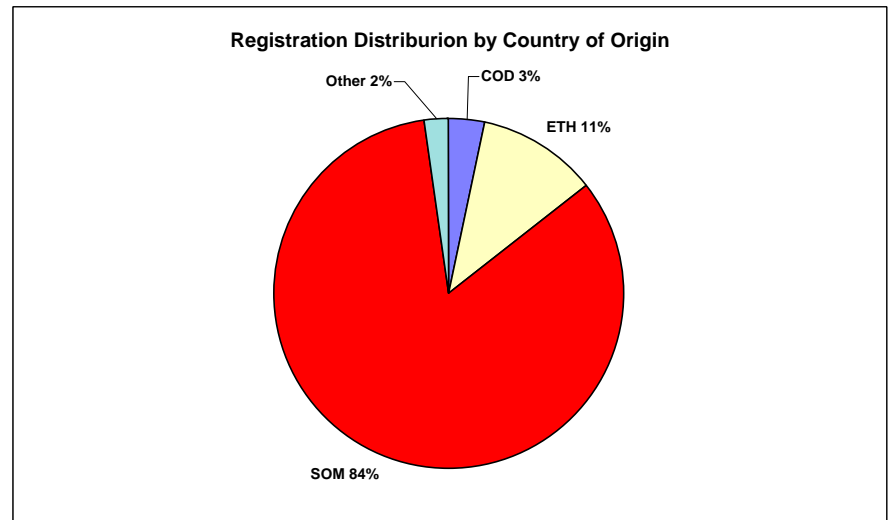
	Country of Origin																
	Month	Total	BDI	COD	COD	ERT	ETH	IND	JAM	PAK	RWA	SOM	SUD	TAN	UGA	ZIM	
Total Kenya	1	11,172	36		118	12	830				3	10,119	43		11		
	2	10,274	54		465	16	1,187				9	8,398	141		4		
	3	10,365	17		553	39	1,424				29	8,235	63		5		
	4	7,737	9		304	45	1,254		2		9	6,066	34	5	8	1	
	5	6,003	36		177	35	701			1	15	4,946	89		3		
	6	10,114	10		244	45	971				12	8,689	130		13		
	7	7,964	32		330	90	858	5			23	6,545	71	3	7		
	8	7,536	9	1	149	44	670				21	6,430	209		3		
	9																
	10																
	11																
	12																
<b>Total</b>		<b>71,165</b>	<b>203</b>	<b>1</b>	<b>2,340</b>	<b>326</b>	<b>7,895</b>	<b>5</b>	<b>2</b>	<b>1</b>	<b>121</b>	<b>59,428</b>	<b>780</b>	<b>8</b>	<b>54</b>	<b>1</b>	



	Country of Origin																
	Month	Total	BDI	BZE	COD	ERT	ETH	IND	JAM	PAK	RWA	SOM	SUD	TAN	UGA	ZIM	
Nairobi	1	159	2		112	9	19					16				1	
	2	633	8		444	14	104				6	48	6		3		
	3	960	9		492	37	210				28	183			1		
	4	743	3		264	38	232		2		6	191	5		1	1	
	5	567	10		155	33	186			1	11	171					
	6	731	5		197	43	186				11	279	10				
	7	1,214	4		268	89	251	5			17	574	6				
	8	830	9	1	114	43	169				21	470				3	
	9																
	10																
	11																
	12																
<b>Total</b>		<b>5,837</b>	<b>50</b>	<b>1</b>	<b>2,046</b>	<b>306</b>	<b>1,357</b>	<b>5</b>	<b>2</b>	<b>1</b>	<b>100</b>	<b>1,932</b>	<b>27</b>	<b>9</b>	<b>1</b>		



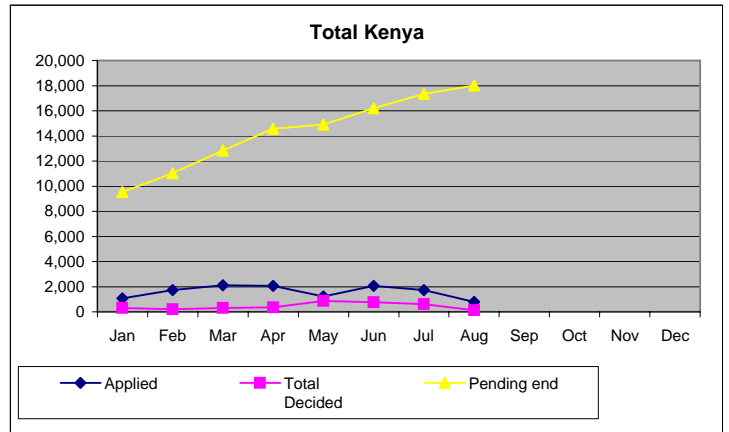
	Country of Origin																
	Month	Total	BDI	BZE	COD	ERT	ETH	IND	JAM	PAK	RWA	SOM	SUD	TAN	UGA	ZIM	
Dadaab	1	10,316					743					9,570	3				
	2	8,554			1	1	1,001					7,549	2				
	3	8,443					1,057					7,386					
	4	6,298				3	871					5,419		4	1		
	5	4,702	1		4		433					4,262	2				
	6	8,105			3	1	643					7,458					
	7	5,917			4		522					5,390				1	
	8	5,900				1	451					5,447	1				
	9																
	10																
	11																
	12																
<b>Total</b>		<b>58,235</b>	<b>1</b>		<b>12</b>	<b>6</b>	<b>5,721</b>					<b>52,481</b>	<b>8</b>	<b>4</b>	<b>2</b>		



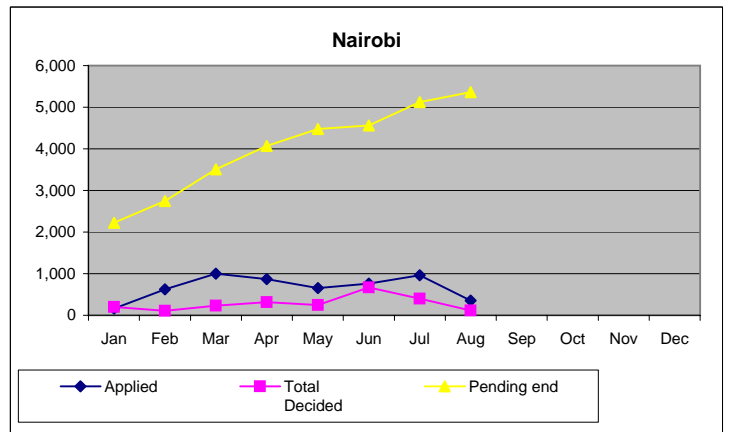
	Country of Origin																
	Month	Total	BDI	BZE	COD	ERT	ETH	IND	JAM	PAK	RWA	SOM	SUD	TAN	UGA	ZIM	
Kakuma	1	697	34		6	3	68				3	533	40		10		
	2	1,087	46		20	1	82				3	801	133		1		
	3	962	8		61	2	157				1	666	63		4		
	4	696	6		40	4	151				3	456	29	1	6		
	5	734	25		18	2	82				4	513	87		3		
	6	1,278	5		44	1	142				1	952	120		13		
	7	833	28		58	1	85				6	581	65	3	6		
	8	806			35		50					513	208				
	9																
	10																
	11																
	12																
<b>Total</b>		<b>7,093</b>	<b>152</b>		<b>282</b>	<b>14</b>	<b>817</b>				<b>21</b>	<b>5,015</b>	<b>745</b>	<b>4</b>	<b>43</b>		

## 2009 Individual Asylum Applications and Refugee Status Determination Trend

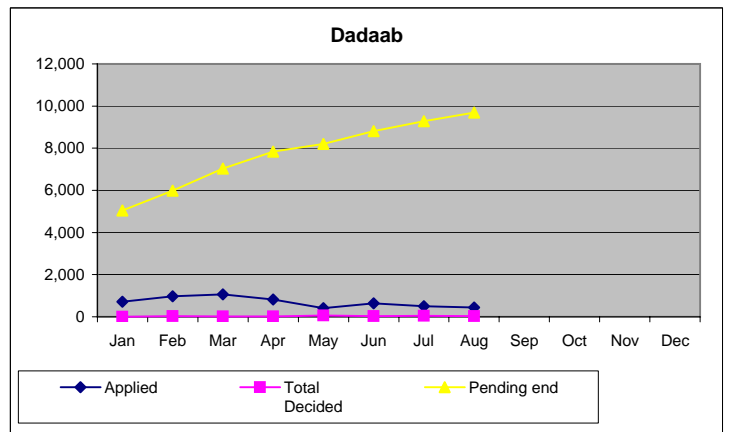
Total	Month	Pending begin	Applied	Reco-gnized	Reje-cted	Oth. Closed	Total Decided	Pending end
	Jan	8,760	1,066	220	80	0	300	9,526
	Feb	9,526	1,729	144	71	0	215	11,040
	Mar	11,040	2,127	264	52	0	316	12,851
	Apr	12,851	2,075	292	59	0	351	14,575
	May	14,575	1,211	460	155	262	877	14,909
	Jun	14,909	2,074	637	94	39	770	16,213
	Jul	16,213	1,745	493	81	41	615	17,343
	Aug	17,343	799	108	5	25	138	18,004
	Sep							
	Oct							
	Nov							
Dec								
<b>Total</b>		<b>12,826</b>	<b>2,618</b>	<b>597</b>	<b>367</b>	<b>3,582</b>		



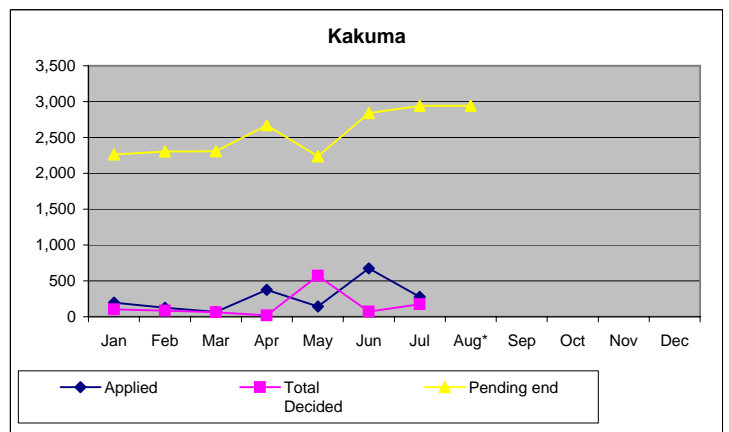
Nairobi	Month	Pending begin	Applied	Reco-gnized	Reje-cted	Oth. Closed	Total Decided	Pending end
	Jan	2,266	159	131	68	0	199	2,226
	Feb	2,226	626	73	33	0	106	2,746
	Mar	2,746	997	195	38	0	233	3,510
	Apr	3,510	871	256	58	0	314	4,067
	May	4,067	653	177	66	2	245	4,475
	Jun	4,475	759	586	85	0	671	4,563
	Jul	4,563	960	358	39	0	397	5,126
	Aug	5,126	352	108	5	0	113	5,365
	Sep							
	Oct							
	Nov							
Dec								
<b>Total</b>		<b>5,377</b>	<b>1,884</b>	<b>392</b>	<b>2</b>	<b>2,278</b>		



Dadaab	Month	Pending begin	Applied	Reco-gnized	Reje-cted	Oth. Closed	Total Decided	Pending end
	Jan	4,329	709	0	0	0	0	5,038
	Feb	5,038	977	25	0	0	25	5,990
	Mar	5,990	1,062	20	0	0	20	7,032
	Apr	7,032	827	19	0	0	19	7,840
	May	7,840	417	60	0	0	60	8,197
	Jun	8,197	642	27	0	1	28	8,811
	Jul	8,811	508	4	0	39	43	9,276
	Aug	9,276	447	0	0	25	25	9,698
	Sep							
	Oct							
	Nov							
Dec								
<b>Total</b>		<b>5,589</b>	<b>155</b>	<b>0</b>	<b>65</b>	<b>220</b>		

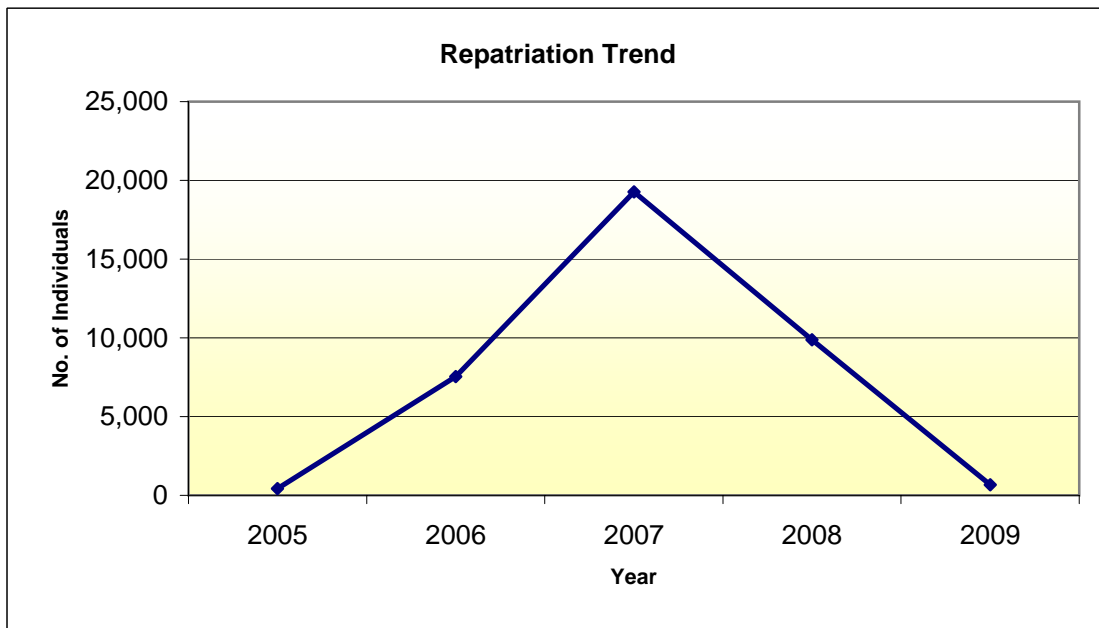


Kakuma	Month	Pending begin	Applied	Reco-gnized	Reje-cted	Oth. Closed	Total Decided	Pending end
	Jan	2,165	198	89	12	0	101	2,262
	Feb	2,262	126	46	38	0	84	2,304
	Mar	2,304	68	49	14	0	63	2,309
	Apr	2,309	377	17	1	0	18	2,668
	May	2,668	141	223	89	260	572	2,237
	Jun	2,237	673	24	9	38	71	2,839
	Jul	2,839	277	131	42	2	175	2,941
	Aug*	2,941						2,941
	Sep							
	Oct							
	Nov							
Dec								
<b>Total</b>		<b>1,860</b>	<b>579</b>	<b>205</b>	<b>300</b>	<b>1,084</b>		



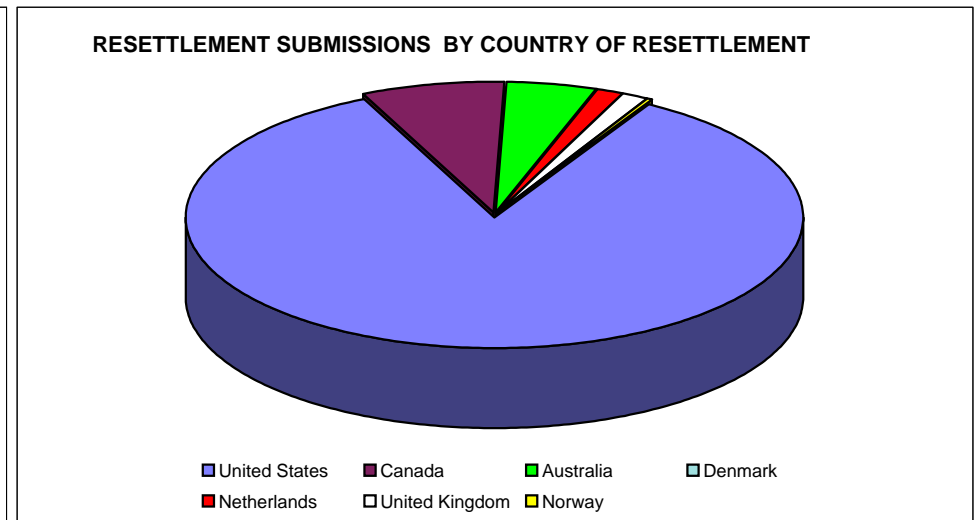
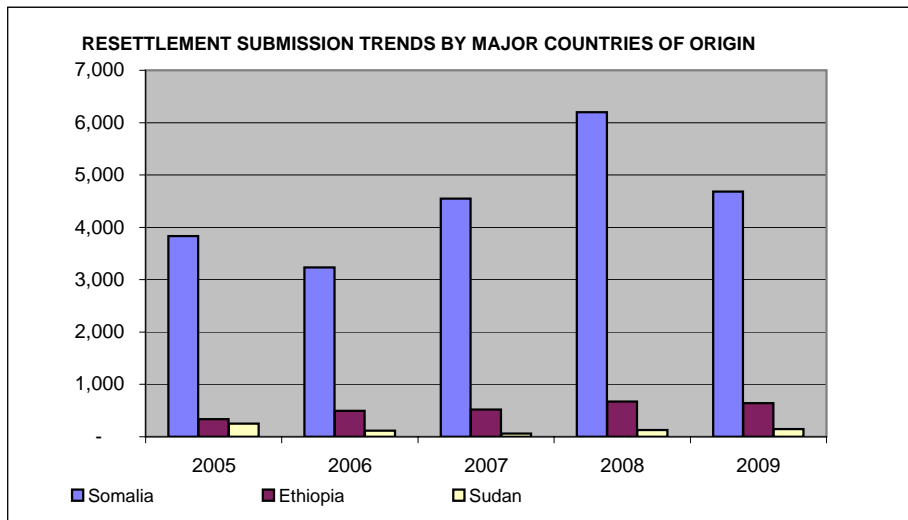
\* Kakuma report for August was not received.

VOLUNTARY REPATRIATION FROM KENYA BY COUNTRY OF ORIGIN AS OF AUGUST 2009						
Country of Origin	Year					
	2005	2006	2007	2008	2009	Total
Sudan	133	7,482	19,237	9,876	665	37,393
Ethiopia	141	2	1	1	-	145
Somalia	107	2	-	-	-	109
Burundi	5	35	22	6	-	68
Rwanda	31	7	12	-	-	50
Uganda	14	-	1	1	-	16
Congo	-	5	-	-	-	5
<b>Total</b>	<b>431</b>	<b>7,533</b>	<b>19,273</b>	<b>9,884</b>	<b>665</b>	<b>37,786</b>



RESETTLEMENT SUBMISSION BY COUNTRY OF ORIGIN - AUGUST 2009						
Country of Origin	2005	2006	2007	2008	2009	Total
Somalia	3,832	3,236	4,549	6,199	4,683	22,499
Ethiopia	337	493	521	673	641	2,665
Sudan	250	115	61	130	144	700
Congo	45	204	31	173	57	510
Uganda	49	145	6	14		214
Eritrea	56	28	33	73	55	245
Rwanda	41	44	18	6	13	122
Burundi	24	6	23	106	22	181
Other	1	1	4	1	2	9
<b>Total</b>	<b>4,635</b>	<b>4,272</b>	<b>5,246</b>	<b>7,375</b>	<b>5,617</b>	<b>27,145</b>

RESETTLEMENT SUBMISSION BY COUNTRY OF RESETTLEMENT - AUGUST 2009						
Country of Origin	2005	2006	2007	2008	2009	Total
United States	3,722	3,308	4,487	6,239	5,119	22,875
Canada	551	382	364	596	127	2,020
Australia	259	230	118	501	176	1,284
Denmark	15	-	-	1	1	17
Netherlands	63	104	72	1	133	373
United Kingdom	-	230	166	1	8	405
Norway	20	1	14	-	15	50
New Zealand	1	11	12	1	6	31
Other	4	6	13	35	32	90
<b>Total</b>	<b>4,635</b>	<b>4,272</b>	<b>5,246</b>	<b>7,375</b>	<b>5,617</b>	<b>27,145</b>



Note: Includes only UNHCR submissions

### RESETTLEMENT DEPARTURES BY COUNTRY OF ORIGIN

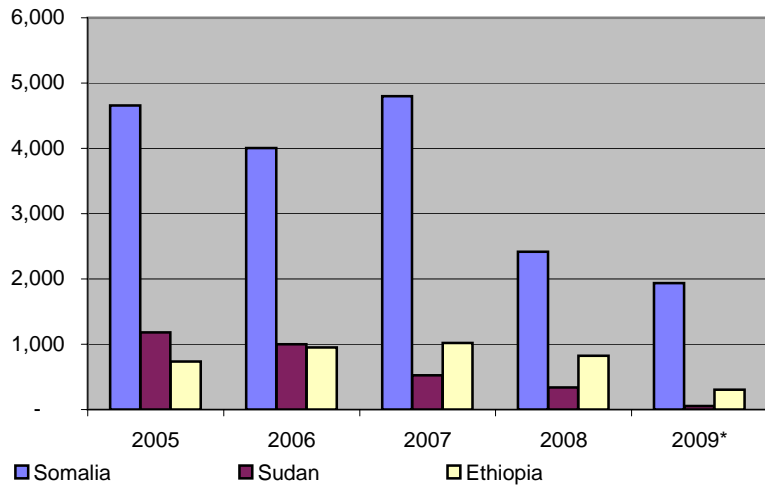
Country of Origin	2005	2006	2007	2008	2009*	Total
Somalia	4,659	4,004	4,798	2,417	1,936	17,814
Sudan	1,183	1,002	526	340	54	3,105
Ethiopia	733	949	1,021	824	306	3,833
Rwanda	51	56	54	58	12	231
Uganda	11	15	54	55	12	147
Congo	74	82	-	173	80	409
Burundi	49	51	7	56	23	186
Eritrea	59	48	47	66	19	239
Other		1	-	-	-	1
<b>Total</b>	<b>6,819</b>	<b>6,208</b>	<b>6,507</b>	<b>3,989</b>	<b>2,442</b>	<b>25,965</b>

\*June 2009

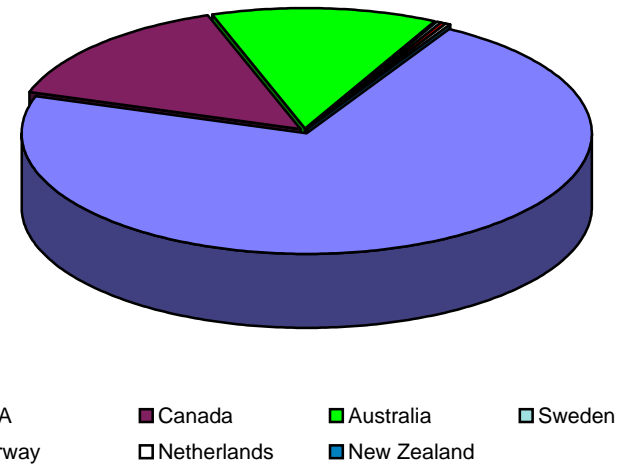
### RESETTLEMENT DEPARTURES BY COUNTRY OF RESETTLEMENT

Country of Origin	2005	2006	2007	2008	2009*	Total
USA	4,849	4,078	5,196	2,384	1,944	18,451
Canada	885	1,112	787	829	141	3,754
Australia	1,085	902	513	527	278	3,305
Sweden	-	60	3	10	29	102
Norway	-	20	-	4		24
Netherlands	-	12	-	37	44	93
New Zealand	-	7	-	-	6	13
Other	-	17	8	198		223
<b>Total</b>	<b>6,819</b>	<b>6,208</b>	<b>6,507</b>	<b>3,989</b>	<b>2,442</b>	<b>25,965</b>

### RESETTLEMENT DEPARTURE TRENDS BY MAJOR COUNTRIES OF ORIGIN



### RESETTLEMENT DEPARTURE BY COUNTRY OF RESETTLEMENT



Note: Includes departures of cases submitted by UNHCR and departures under the Humanitarian Programme.