

Statistical summary

as at
30 September 2009

Refugees and Asylum Seekers in Kenya

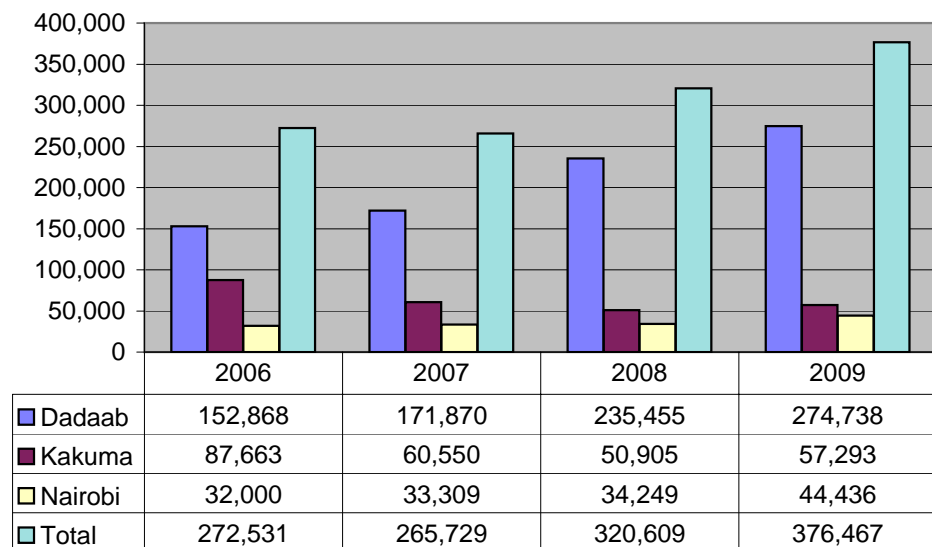
| | Total | Dadaab | Kakuma | Nairobi | |
|--|--------------------------|----------------|---------------|---------------|----------|
| A. Refugees and Asylum Seekers | 376,467 | 274,738 | 57,293 | 44,436 | - Page 2 |
| B. Registration | 80,845 | 62,024 | 11,708 | 7,113 | - Page 3 |
| C. Refugee Status Determination | | | | | - Page 4 |
| 1. Applied | 14,423 | 5,897 | 2,661 | 5,865 | |
| 2. Recognized | 2,942 | 173 | 702 | 2,067 | |
| 3. Rejected | 693 | 0 | 289 | 404 | |
| D. Voluntary Repatriation 2009 | 668 | | | | - Page 5 |
| E. Resettlement Submission 2009 | 6,791 | | | | - Page 6 |
| F. Resettlement Departures 2009 | 2,505 | | | | - Page 7 |
| G. *Internally Displaced | 500,000 - 600,000 | | | | |

* Estimates

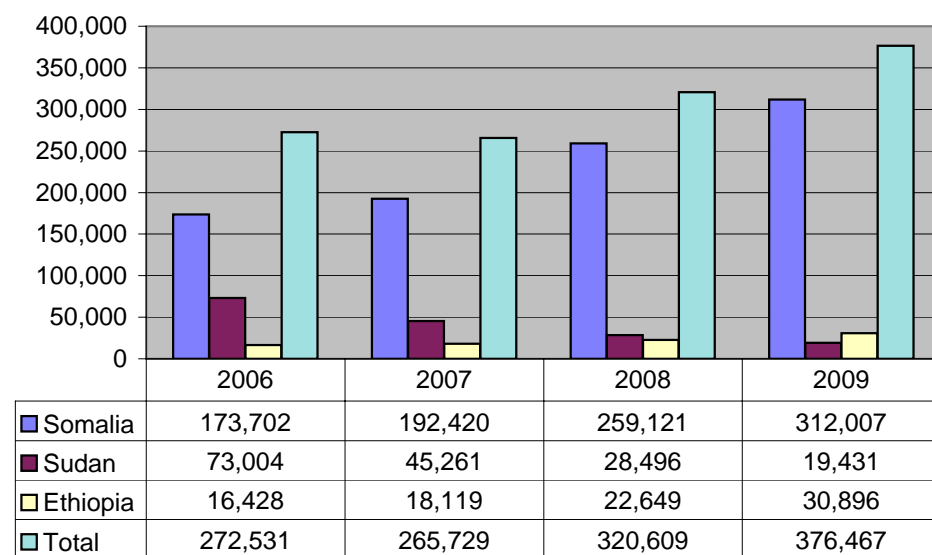
REFUGEES AND ASYLUM SEEKERS IN KENYA BY COUNTRY OF ORIGIN AND LOCATION
September 2009

| Country of Origin | 2006 | | | | 2007 | | | | 2008 | | | | 2009 | | | |
|-------------------|----------------|---------------|---------------|----------------|----------------|---------------|---------------|----------------|----------------|---------------|---------------|----------------|----------------|---------------|---------------|----------------|
| | Dadaab | Kakuma | Nairobi | Total | Dadaab | Kakuma | Nairobi | Total | Dadaab | Kakuma | Nairobi | Total | Dadaab* | Kakuma* | Nairobi | Total |
| Somalia | 149,009 | 11,193 | 13,500 | 173,702 | 166,716 | 11,734 | 13,970 | 192,420 | 226,060 | 18,537 | 14,524 | 259,121 | 260,312 | 33,074 | 18,621 | 312,007 |
| Ethiopia | 3,240 | 4,288 | 8,900 | 16,428 | 4,411 | 4,435 | 9,273 | 18,119 | 8,511 | 4,698 | 9,440 | 22,649 | 13,662 | 5,211 | 12,023 | 30,896 |
| Sudan | 461 | 70,443 | 2,100 | 73,004 | 550 | 42,594 | 2,117 | 45,261 | 635 | 25,723 | 2,138 | 28,496 | 530 | 16,674 | 2,227 | 19,431 |
| Rwanda | 21 | 314 | 2,000 | 2,335 | 23 | 344 | 2,131 | 2,498 | 26 | 357 | 2,141 | 2,524 | 21 | 336 | 2,264 | 2,621 |
| Uganda | 62 | 448 | 2,300 | 2,810 | 77 | 417 | 2,313 | 2,807 | 75 | 401 | 2,313 | 2,789 | 65 | 430 | 2,453 | 2,948 |
| Congo | 30 | 655 | 1,700 | 2,385 | 32 | 769 | 1,873 | 2,674 | 51 | 898 | 1,978 | 2,927 | 45 | 1,127 | 4,504 | 5,676 |
| Burundi | 3 | 192 | 1,000 | 1,195 | 4 | 200 | 1,066 | 1,270 | 14 | 224 | 1,075 | 1,313 | 17 | 359 | 1,200 | 1,576 |
| Eritrea | 40 | 123 | 500 | 663 | 55 | 55 | 565 | 675 | 77 | 64 | 638 | 779 | 78 | 74 | 1,070 | 1,222 |
| Other | 2 | 7 | 0 | 9 | 2 | 2 | 1 | 5 | 6 | 3 | 2 | 11 | 8 | 8 | 74 | 90 |
| Total | 152,868 | 87,663 | 32,000 | 272,531 | 171,870 | 60,550 | 33,309 | 265,729 | 235,455 | 50,905 | 34,249 | 320,609 | 274,738 | 57,293 | 44,436 | 376,467 |

TREND BY LOCATION



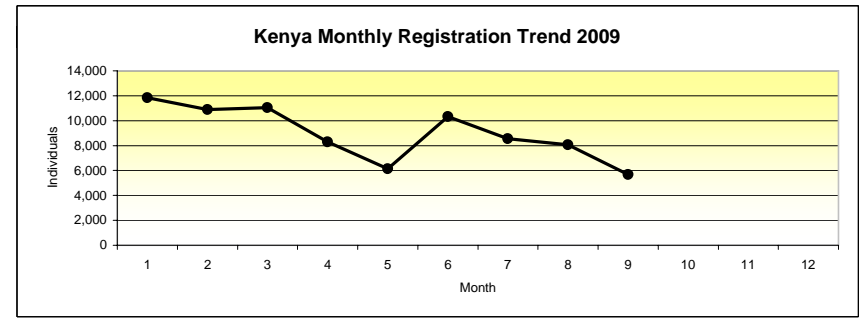
TREND BY MAJOR COUNTRIES OF ORIGIN



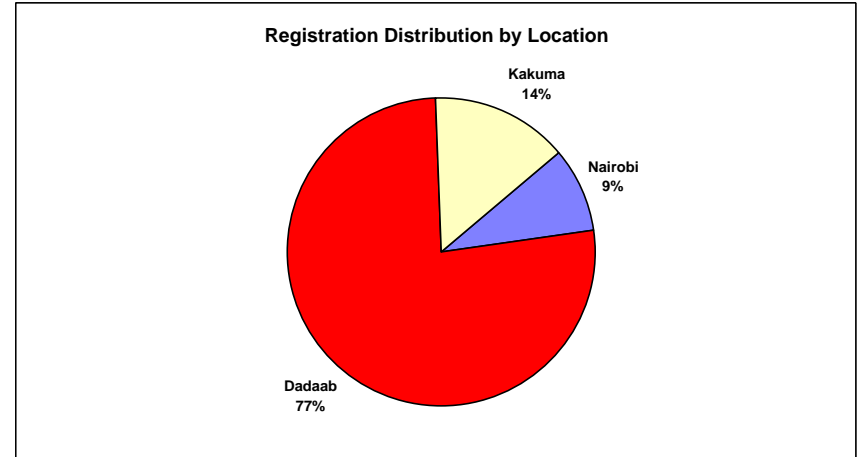
* Population decrease in Dadaab and increase in Kakuma is attributed to relocation of 11,453 refugees from Dadaab to Kakuma

KENYA REGISTRATION TREND BY LOCATION AND COUNTRY OF ORIGIN
01 January to 30 September 2009

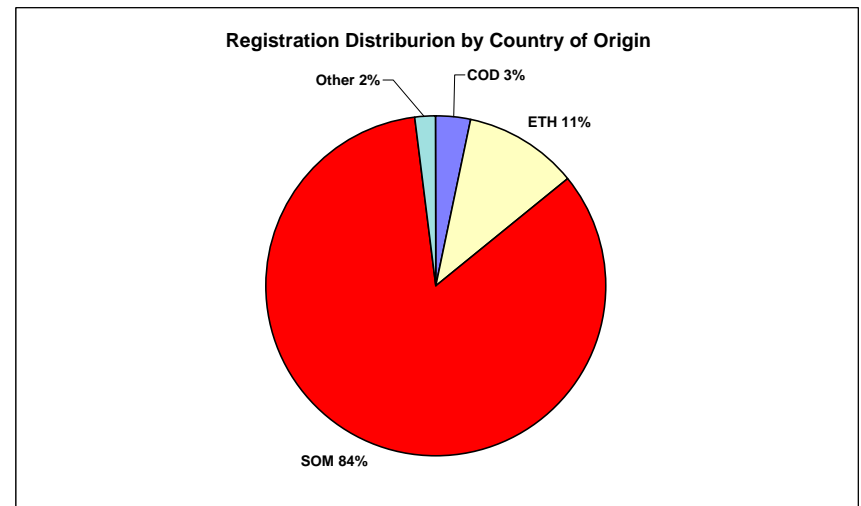
| | Month | Total | Country of Origin | | | | | | | | | | | | | | |
|-------------|--------------|--------|-------------------|----------|------------|----------|--------------|------------|--------------|----------|----------|----------|------------|---------------|------------|----------|-----------|
| | | | ARE | BDI | COD | COD | ERT | ETH | IND | JAM | PAK | RWA | SOM | SUD | TAN | UGA | ZIM |
| Total Kenya | 1 | 11,834 | | 36 | | 118 | 12 | 847 | | | | 3 | 10,764 | 43 | | 11 | |
| | 2 | 10,900 | | 54 | | 466 | 16 | 1,240 | | | | 9 | 8,970 | 141 | | 4 | |
| | 3 | 11,034 | | 17 | | 553 | 42 | 1,458 | | | | 29 | 8,867 | 63 | | 5 | |
| | 4 | 8,296 | | 9 | | 304 | 42 | 1,330 | | 2 | | 9 | 6,552 | 34 | 5 | 8 | 1 |
| | 5 | 6,151 | | 36 | | 177 | 35 | 735 | | | 1 | 15 | 5,060 | 89 | | 3 | |
| | 6 | 10,315 | | 10 | | 244 | 45 | 985 | | | | 12 | 8,876 | 130 | | 13 | |
| | 7 | 8,558 | | 32 | | 333 | 90 | 886 | 5 | | | 23 | 7,108 | 71 | 3 | 7 | |
| | 8 | 8,072 | | 5 | 1 | 186 | 45 | 722 | | | | 23 | 6,868 | 219 | | 3 | |
| | 9 | 5,685 | 2 | 14 | | 206 | 59 | 539 | | | | 44 | 4,663 | 153 | | 5 | |
| | 10 | | | | | | | | | | | | | | | | |
| | 11 | | | | | | | | | | | | | | | | |
| | 12 | | | | | | | | | | | | | | | | |
| | Total | | 80,845 | 2 | 213 | 1 | 2,587 | 386 | 8,742 | 5 | 2 | 1 | 167 | 67,728 | 943 | 8 | 59 |



| | Month | Total | Country of Origin | | | | | | | | | | | | | | |
|---------|--------------|-------|-------------------|----------|-----------|----------|--------------|------------|--------------|----------|----------|----------|------------|--------------|-----------|-----------|----------|
| | | | ARE | BDI | BZE | COD | ERT | ETH | IND | JAM | PAK | RWA | SOM | SUD | TAN | UGA | ZIM |
| Nairobi | 1 | 159 | | 2 | | 112 | 9 | 19 | | | | | 16 | | | | |
| | 2 | 634 | | 8 | | 445 | 14 | 104 | | | | 6 | 48 | 6 | | 3 | |
| | 3 | 962 | | 9 | | 492 | 40 | 209 | | | | 28 | 183 | | | 1 | |
| | 4 | 743 | | 3 | | 264 | 35 | 235 | | 2 | | 6 | 191 | 5 | | 1 | 1 |
| | 5 | 566 | | 10 | | 155 | 33 | 186 | | | 1 | 11 | 170 | | | | |
| | 6 | 731 | | 5 | | 197 | 43 | 186 | | | | 11 | 279 | 10 | | | |
| | 7 | 1,213 | | 4 | | 268 | 89 | 250 | 5 | | | 17 | 574 | 6 | | | |
| | 8 | 824 | | 4 | 1 | 115 | 43 | 167 | | | | 21 | 470 | | | 3 | |
| | 9 | 1,281 | 2 | 13 | | 172 | 59 | 189 | | | | 41 | 798 | 4 | | 3 | |
| | 10 | | | | | | | | | | | | | | | | |
| | 11 | | | | | | | | | | | | | | | | |
| | 12 | | | | | | | | | | | | | | | | |
| | Total | | 7,113 | 2 | 58 | 1 | 2,220 | 365 | 1,545 | 5 | 2 | 1 | 141 | 2,729 | 31 | 12 | 1 |



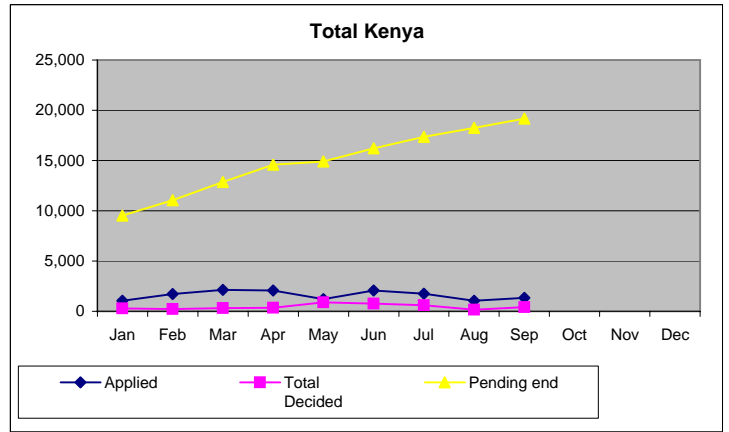
| | Month | Total | Country of Origin | | | | | | | | | | | | | | |
|--------|--------------|--------|-------------------|-----|----------|-----|-----------|----------|--------------|-----|-----|-----|-------|---------------|-----------|----------|----------|
| | | | ARE | BDI | BZE | COD | ERT | ETH | IND | JAM | PAK | RWA | SOM | SUD | TAN | UGA | ZIM |
| Dadaab | 1 | 10,329 | | | | | | 743 | | | | | 9,583 | 3 | | | |
| | 2 | 8,555 | | | | 1 | 1 | 1,001 | | | | | 7,550 | 2 | | | |
| | 3 | 8,458 | | | | | | 1,058 | | | | | 7,400 | | | | |
| | 4 | 6,291 | | | | | 3 | 875 | | | | | 5,408 | | 4 | 1 | |
| | 5 | 4,704 | | 1 | | 4 | | 433 | | | | | 4,264 | 2 | | | |
| | 6 | 8,107 | | | | 3 | 1 | 641 | | | | | 7,462 | | | | |
| | 7 | 5,925 | | | | 4 | | 526 | | | | | 5,394 | | | 1 | |
| | 8 | 5,915 | | | | | 1 | 455 | | | | | 5,458 | 1 | | | |
| | 9 | 3,740 | | | | | | 322 | | | | | 3,415 | 2 | | 1 | |
| | 10 | | | | | | | | | | | | | | | | |
| | 11 | | | | | | | | | | | | | | | | |
| | 12 | | | | | | | | | | | | | | | | |
| | Total | | 62,024 | | 1 | | 12 | 6 | 6,054 | | | | | 55,934 | 10 | 4 | 3 |



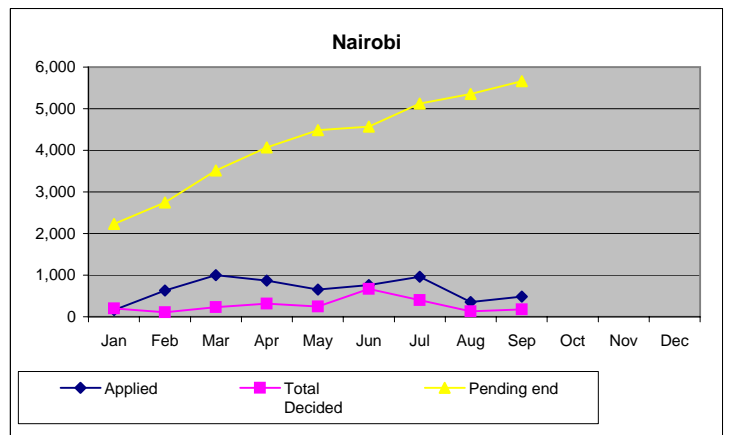
| | Month | Total | Country of Origin | | | | | | | | | | | | | | |
|--------|--------------|-------|-------------------|-----|------------|-----|------------|-----------|--------------|-----|-----|-----|-----------|--------------|------------|----------|-----------|
| | | | ARE | BDI | BZE | COD | ERT | ETH | IND | JAM | PAK | RWA | SOM | SUD | TAN | UGA | ZIM |
| Kakuma | 1 | 1,346 | | 34 | | 6 | 3 | 85 | | | | 3 | 1,165 | 40 | | 10 | |
| | 2 | 1,711 | | 46 | | 20 | 1 | 135 | | | | 3 | 1,372 | 133 | | 1 | |
| | 3 | 1,614 | | 8 | | 61 | 2 | 191 | | | | 1 | 1,284 | 63 | | 4 | |
| | 4 | 1,262 | | 6 | | 40 | 4 | 220 | | | | 3 | 953 | 29 | 1 | 6 | |
| | 5 | 881 | | 25 | | 18 | 2 | 116 | | | | 4 | 626 | 87 | | 3 | |
| | 6 | 1,477 | | 5 | | 44 | 1 | 158 | | | | 1 | 1,135 | 120 | | 13 | |
| | 7 | 1,420 | | 28 | | 61 | 1 | 110 | | | | 6 | 1,140 | 65 | 3 | 6 | |
| | 8 | 1,333 | | 1 | | 71 | 1 | 100 | | | | 2 | 940 | 218 | | | |
| | 9 | 664 | | 1 | | 34 | | 28 | | | | 3 | 450 | 147 | | 1 | |
| | 10 | | | | | | | | | | | | | | | | |
| | 11 | | | | | | | | | | | | | | | | |
| | 12 | | | | | | | | | | | | | | | | |
| | Total | | 11,708 | | 154 | | 355 | 15 | 1,143 | | | | 26 | 9,065 | 902 | 4 | 44 |

2009 Individual Asylum Applications and Refugee Status Determination Trend

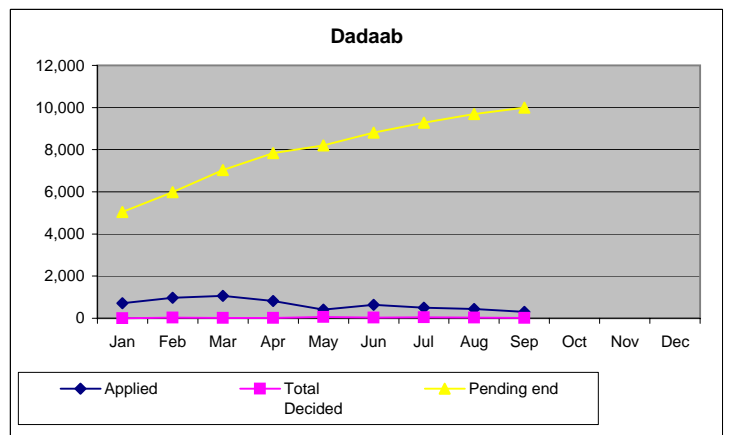
| Total | Month | Pending begin | Applied | Reco-gnized | Reje-cted | Oth. Closed | Total Decided | Pending end |
|--------------|-------|---------------|---------------|--------------|------------|-------------|---------------|-------------|
| | Jan | 8,760 | 1,066 | 219 | 80 | 0 | 299 | 9,527 |
| | Feb | 9,527 | 1,730 | 144 | 71 | 0 | 215 | 11,042 |
| | Mar | 11,042 | 2,130 | 263 | 52 | 0 | 315 | 12,857 |
| | Apr | 12,857 | 2,075 | 292 | 59 | 0 | 351 | 14,581 |
| | May | 14,581 | 1,211 | 460 | 155 | 262 | 877 | 14,915 |
| | Jun | 14,915 | 2,074 | 637 | 96 | 39 | 772 | 16,217 |
| | Jul | 16,217 | 1,745 | 499 | 81 | 41 | 621 | 17,341 |
| | Aug | 17,341 | 1,066 | 122 | 5 | 25 | 152 | 18,255 |
| | Sep | 18,255 | 1,326 | 306 | 94 | 1 | 401 | 19,180 |
| | Oct | | | | | | | |
| | Nov | | | | | | | |
| Dec | | | | | | | | |
| Total | | | 14,423 | 2,942 | 693 | 368 | 4,003 | |



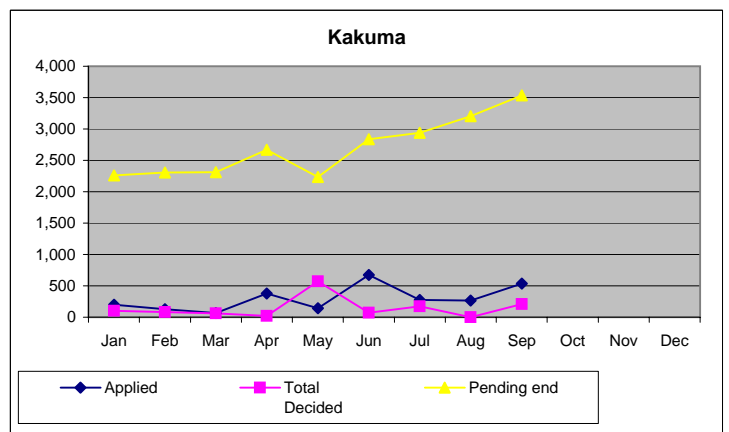
| Nairobi | Month | Pending begin | Applied | Reco-gnized | Reje-cted | Oth. Closed | Total Decided | Pending end |
|--------------|-------|---------------|--------------|--------------|------------|-------------|---------------|-------------|
| | Jan | 2,266 | 159 | 130 | 68 | 0 | 198 | 2,227 |
| | Feb | 2,227 | 627 | 73 | 33 | 0 | 106 | 2,748 |
| | Mar | 2,748 | 1,000 | 194 | 38 | 0 | 232 | 3,516 |
| | Apr | 3,516 | 871 | 256 | 58 | 0 | 314 | 4,073 |
| | May | 4,073 | 653 | 177 | 66 | 2 | 245 | 4,481 |
| | Jun | 4,481 | 759 | 586 | 87 | 0 | 673 | 4,567 |
| | Jul | 4,567 | 960 | 364 | 39 | 0 | 403 | 5,124 |
| | Aug | 5,124 | 354 | 122 | 5 | 0 | 127 | 5,351 |
| | Sep | 5,351 | 482 | 165 | 10 | 0 | 175 | 5,658 |
| | Oct | | | | | | | |
| | Nov | | | | | | | |
| Dec | | | | | | | | |
| Total | | | 5,865 | 2,067 | 404 | 2 | 2,473 | |



| Dadaab | Month | Pending begin | Applied | Reco-gnized | Reje-cted | Oth. Closed | Total Decided | Pending end |
|--------------|-------|---------------|--------------|-------------|-----------|-------------|---------------|-------------|
| | Jan | 4,329 | 709 | 0 | 0 | 0 | 0 | 5,038 |
| | Feb | 5,038 | 977 | 25 | 0 | 0 | 25 | 5,990 |
| | Mar | 5,990 | 1,062 | 20 | 0 | 0 | 20 | 7,032 |
| | Apr | 7,032 | 827 | 19 | 0 | 0 | 19 | 7,840 |
| | May | 7,840 | 417 | 60 | 0 | 0 | 60 | 8,197 |
| | Jun | 8,197 | 642 | 27 | 0 | 1 | 28 | 8,811 |
| | Jul | 8,811 | 508 | 4 | 0 | 39 | 43 | 9,276 |
| | Aug | 9,276 | 447 | 0 | 0 | 25 | 25 | 9,698 |
| | Sep | 9,698 | 308 | 18 | 0 | 0 | 18 | 9,988 |
| | Oct | | | | | | | |
| | Nov | | | | | | | |
| Dec | | | | | | | | |
| Total | | | 5,897 | 173 | 0 | 65 | 238 | |

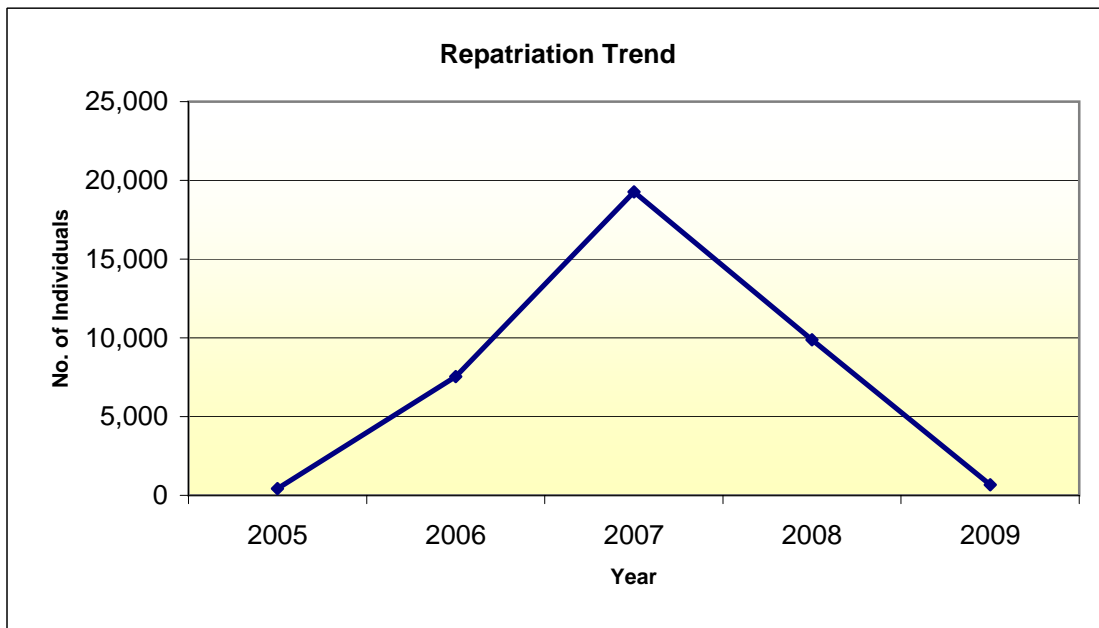


| Kakuma | Month | Pending begin | Applied | Reco-gnized | Reje-cted | Oth. Closed | Total Decided | Pending end |
|--------------|-------|---------------|--------------|-------------|------------|-------------|---------------|-------------|
| | Jan | 2,165 | 198 | 89 | 12 | 0 | 101 | 2,262 |
| | Feb | 2,262 | 126 | 46 | 38 | 0 | 84 | 2,304 |
| | Mar | 2,304 | 68 | 49 | 14 | 0 | 63 | 2,309 |
| | Apr | 2,309 | 377 | 17 | 1 | 0 | 18 | 2,668 |
| | May | 2,668 | 141 | 223 | 89 | 260 | 572 | 2,237 |
| | Jun | 2,237 | 673 | 24 | 9 | 38 | 71 | 2,839 |
| | Jul | 2,839 | 277 | 131 | 42 | 2 | 175 | 2,941 |
| | Aug | 2,941 | 265 | 0 | 0 | 0 | 0 | 3,206 |
| | Sep | 3,206 | 536 | 123 | 84 | 1 | 208 | 3,534 |
| | Oct | | | | | | | |
| | Nov | | | | | | | |
| Dec | | | | | | | | |
| Total | | | 2,661 | 702 | 289 | 301 | 1,292 | |



**VOLUNTARY REPATRIATION FROM KENYA
BY COUNTRY OF ORIGIN AS OF SEPTEMBER 2009**

| Country of Origin | Year | | | | | Total |
|-------------------|------------|--------------|---------------|--------------|------------|---------------|
| | 2005 | 2006 | 2007 | 2008 | 2009 | |
| Sudan | 133 | 7,482 | 19,237 | 9,876 | 665 | 37,393 |
| Ethiopia | 141 | 2 | 1 | 1 | - | 145 |
| Somalia | 107 | 2 | - | - | - | 109 |
| Burundi | 5 | 35 | 22 | 6 | 2 | 70 |
| Rwanda | 31 | 7 | 12 | - | 1 | 51 |
| Uganda | 14 | - | 1 | 1 | - | 16 |
| Congo | - | 5 | - | - | - | 5 |
| Total | 431 | 7,533 | 19,273 | 9,884 | 668 | 37,789 |

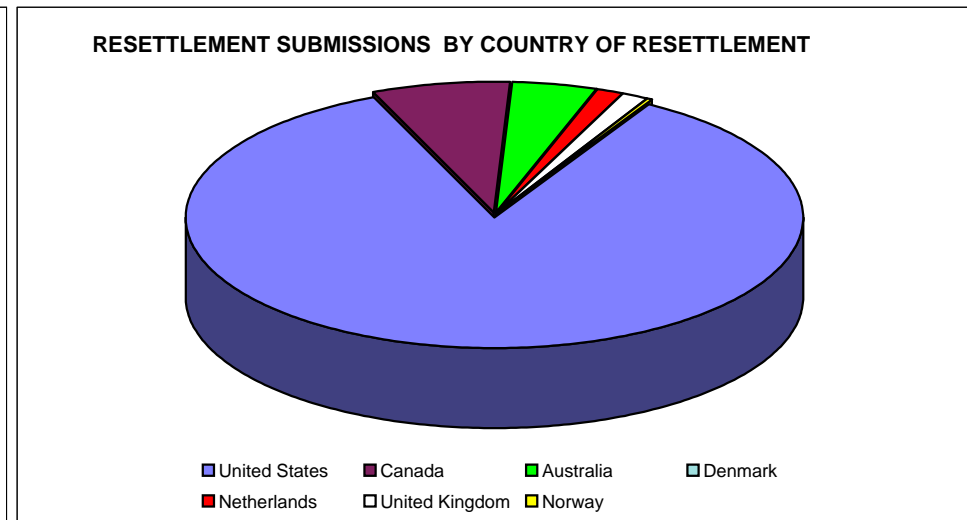
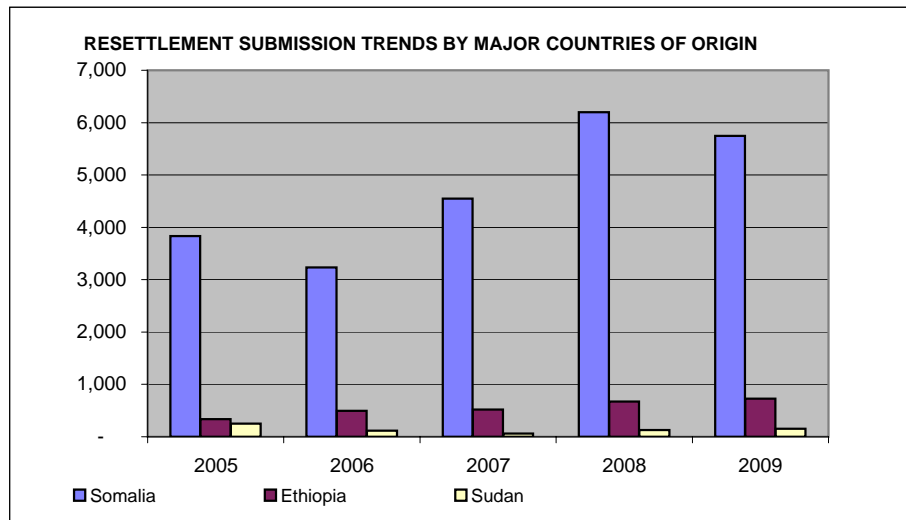


RESETTLEMENT SUBMISSION BY COUNTRY OF ORIGIN - SEPTEMBER 2009

| Country of Origin | 2005 | 2006 | 2007 | 2008 | 2009 | Total |
|-------------------|--------------|--------------|--------------|--------------|--------------|---------------|
| Somalia | 3,832 | 3,236 | 4,549 | 6,199 | 5,747 | 23,563 |
| Ethiopia | 337 | 493 | 521 | 673 | 728 | 2,752 |
| Sudan | 250 | 115 | 61 | 130 | 153 | 709 |
| Congo | 45 | 204 | 31 | 173 | 66 | 519 |
| Uganda | 49 | 145 | 6 | 14 | 2 | 216 |
| Eritrea | 56 | 28 | 33 | 73 | 58 | 248 |
| Rwanda | 41 | 44 | 18 | 6 | 13 | 122 |
| Burundi | 24 | 6 | 23 | 106 | 22 | 181 |
| Other | 1 | 1 | 4 | 1 | 2 | 9 |
| Total | 4,635 | 4,272 | 5,246 | 7,375 | 6,791 | 28,319 |

RESETTLEMENT SUBMISSION BY COUNTRY OF RESETTLEMENT - SEPTEMBER 2009

| Country of Origin | 2005 | 2006 | 2007 | 2008 | 2009 | Total |
|-------------------|--------------|--------------|--------------|--------------|--------------|---------------|
| United States | 3,722 | 3,308 | 4,487 | 6,239 | 6,284 | 24,040 |
| Canada | 551 | 382 | 364 | 596 | 136 | 2,029 |
| Australia | 259 | 230 | 118 | 501 | 176 | 1,284 |
| Denmark | 15 | - | - | 1 | 1 | 17 |
| Netherlands | 63 | 104 | 72 | 1 | 133 | 373 |
| United Kingdom | - | 230 | 166 | 1 | 8 | 405 |
| Norway | 20 | 1 | 14 | - | 15 | 50 |
| New Zealand | 1 | 11 | 12 | 1 | 6 | 31 |
| Other | 4 | 6 | 13 | 35 | 32 | 90 |
| Total | 4,635 | 4,272 | 5,246 | 7,375 | 6,791 | 28,319 |



Note: Includes only UNHCR submissions

RESETTLEMENT DEPARTURES BY COUNTRY OF ORIGIN

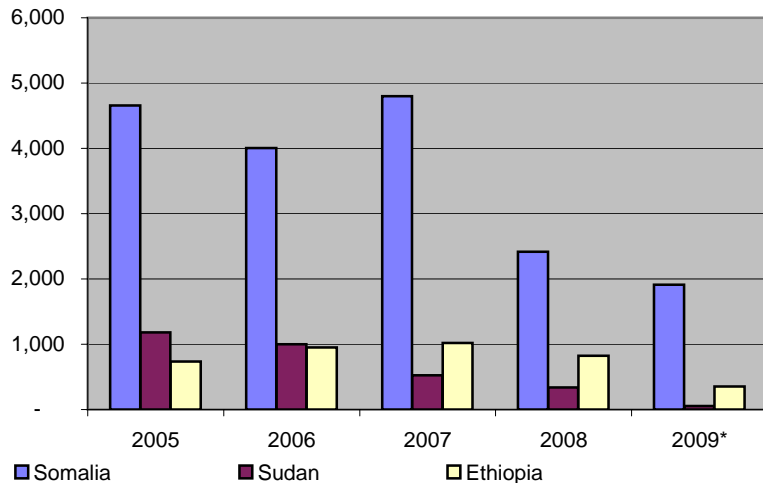
| Country of Origin | 2005 | 2006 | 2007 | 2008 | 2009* | Total |
|-------------------|--------------|--------------|--------------|--------------|--------------|---------------|
| Somalia | 4,659 | 4,004 | 4,798 | 2,417 | 1,912 | 17,790 |
| Sudan | 1,183 | 1,002 | 526 | 340 | 54 | 3,105 |
| Ethiopia | 733 | 949 | 1,021 | 824 | 355 | 3,882 |
| Rwanda | 51 | 56 | 54 | 58 | 14 | 233 |
| Uganda | 11 | 15 | 54 | 55 | 12 | 147 |
| Congo | 74 | 82 | - | 173 | 101 | 430 |
| Burundi | 49 | 51 | 7 | 56 | 23 | 186 |
| Eritrea | 59 | 48 | 47 | 66 | 33 | 253 |
| Other | | 1 | - | - | 1 | 2 |
| Total | 6,819 | 6,208 | 6,507 | 3,989 | 2,505 | 26,028 |

*June 2009

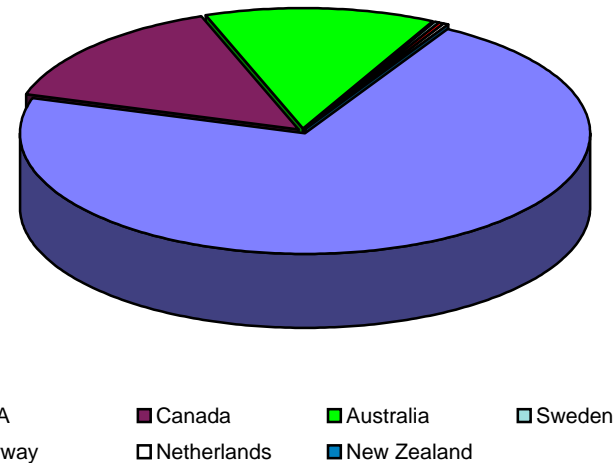
RESETTLEMENT DEPARTURES BY COUNTRY OF RESETTLEMENT

| Country of Origin | 2005 | 2006 | 2007 | 2008 | 2009* | Total |
|-------------------|--------------|--------------|--------------|--------------|--------------|---------------|
| USA | 4,849 | 4,078 | 5,196 | 2,384 | 1,941 | 18,448 |
| Canada | 885 | 1,112 | 787 | 829 | 143 | 3,756 |
| Australia | 1,085 | 902 | 513 | 527 | 342 | 3,369 |
| Sweden | - | 60 | 3 | 10 | 29 | 102 |
| Norway | - | 20 | - | 4 | | 24 |
| Netherlands | - | 12 | - | 37 | 44 | 93 |
| New Zealand | - | 7 | - | - | 6 | 13 |
| Other | - | 17 | 8 | 198 | | 223 |
| Total | 6,819 | 6,208 | 6,507 | 3,989 | 2,505 | 26,028 |

RESETTLEMENT DEPARTURE TRENDS BY MAJOR COUNTRIES OF ORIGIN



RESETTLEMENT DEPARTURE BY COUNTRY OF RESETTLEMENT



Note: Includes departures of cases submitted by UNHCR and departures under the Humanitarian Programme.