













































































CERF Pledges and Contributions

2006 - 2012*

Member States and Observers		Pledges and Contributions										
		2006	2007	2008	2009	2010	2011 (unpaid)	2011 (paid)	2012 (Verbal Pledge)	2012 (Written Pledge)	2012 (Paid)	Total
1	United Kingdom 	69,928,000	83,726,040	80,239,000	64,262,000	60,005,700		94,280,000		62,424,000	31,326,000	546,190,740
2	Sweden 	41,093,250	51,045,498	56,264,400	49,367,572	64,369,548		74,483,671	70,901,461			407,525,400
3	Netherlands 	51,860,000	53,400,000	63,900,000	55,668,000	54,984,000		54,460,000			52,484,000	386,756,000
4	Norway 	29,993,971	55,066,049	55,258,765	42,734,983	65,483,535		67,966,752	59,706,585			376,210,640
5	Canada 	21,941,309	35,116,374	39,037,523	34,566,877	37,328,450		41,188,191				209,178,724
6	Spain 	9,999,984	20,692,484	45,531,968	44,348,982	39,585,000		20,091,000				180,249,418
7	Ireland 	12,601,974	26,273,974	33,301,074	27,179,610	5,099,972		5,466,772			5,160,772	115,084,148
8	Germany 		6,597,500	14,790,000	19,522,484	21,735,000		16,370,000			19,402,500	98,417,484
9	Australia 	7,600,000	8,760,000	9,517,000	7,821,600	10,986,000		13,906,200			16,272,000	74,862,800
10	Denmark 	8,401,243	8,742,384	9,931,473	8,544,087	11,135,478		9,182,231		17,930,787		73,867,684
11	Finland 	5,154,000	6,726,000	7,791,000	8,198,400	8,079,000		9,411,350		8,666,667		54,026,417
12	Belgium 	2,666,194	2,988,914	2,539,594	7,272,905	8,387,538		17,716,150				41,571,295
13	Switzerland 	3,928,097	8,194,982	7,241,825	4,657,370	4,568,942		6,072,000	5,971,770			40,634,986
14	Luxembourg 	4,000,000	5,610,800	6,190,400	5,696,400	5,775,000		5,982,906	5,600,000			38,855,506
15	United States of America 	10,000,000		5,000,000		10,000,000		6,000,000	5,000,000			36,000,000
16	Korea, Republic of 	5,000,000	1,500,000	2,000,000	3,000,000	3,000,000		3,000,000	2,900,000		1,100,000	21,500,000
17	Japan 	7,500,000		2,169,083	1,000,000	2,000,000		3,000,000				15,669,083
18	Italy 		2,670,400	2,935,400	1,358,868	1,502,270		1,308,100			645,900	10,420,938
19	Qatar 	2,000,000		100,000	50,000			4,000,000	3,000,000			9,150,000
20	New Zealand 		762,700	1,000,000	1,000,000	1,000,000		1,478,975		1,525,553		6,767,228
21	France 	1,263,800	1,312,100	2,223,046		657,250		720,950				6,177,146
22	Russian Federation 					2,000,000		2,000,000			2,000,000	6,000,000
23	China 		500,000	500,000	500,000	1,500,000		500,000		500,000		4,000,000
24	India 	1,000,000	1,000,000		500,000	500,000		500,000				3,500,000
25	Austria 		401,430	1,030,055	424,740	548,400		289,180		266,667		2,960,472
26	Poland 	250,000	510,000	300,000	300,000	250,000		326,051	265,330			2,201,381
27	Portugal 	254,220	268,540	312,400	263,020	286,000		267,180			253,520	1,904,880
28	Greece 	100,000		300,000	500,000	500,000		500,000				1,900,000
29	Turkey 	300,000	300,000	300,000	200,000	200,000		250,000	200,000			1,750,000
30	South Africa 	288,577	240,000	221,538	180,000	263,540		272,480	239,234			1,705,369
31	Brazil 		30,000	50,000	149,985	200,000		500,000	750,000			1,679,985
32	Iceland 	150,000	558,618	611,243	200,000	100,000						1,619,861
33	Liechtenstein 	100,000	123,244	196,136	230,840	235,073		281,532	271,444			1,438,269
34	Kuwait 	200,000		50,000	50,000	34,600		675,000		300,000		1,309,600
35	Czech Republic 	113,302	121,353	153,875	143,176			434,464				966,170
36	Indonesia 	50,000	100,000	100,000	125,000	150,000		175,000	200,000			900,000
37	Mexico 	50,000	50,000	100,000	150,000	150,000		300,000				800,000
38	Monaco 	25,000	35,000	139,313	141,692	134,778		140,116				615,899
39	Romania 		359,625			136,900		70,900				567,425
40	Estonia 	52,102	39,739	91,200	80,845	74,057		92,302			100,185	530,430

87	Malta, Sovereign Military Order of *					5,000		5,000		5,000		15,000	
88	Kenya				9,895				3,000			12,895	
89	Grenada		10,000									10,000	
90	Guatemala				10,000							10,000	
91	Jamaica			5,000		5,000						10,000	
92	Malta			10,000								10,000	
93	Mongolia				10,000							10,000	
94	Slovakia					10,000						10,000	
95	Niger								10,000			10,000	
96	Djibouti		2,000	2,000			4,000	1,000			1,000	10,000	
97	Costa Rica						9,643					9,643	
98	Guyana				4,913				2,191			7,104	
99	The former Yugoslav Republic of Macedonia				2,000		5,000					7,000	
100	Mozambique					2,000	4,000					6,000	
101	Lao People's Democratic Republic					3,000			3,000			6,000	
102	Lebanon			3,000			3,000					6,000	
103	Bosnia and Herzegovina				5,000							5,000	
104	Botswana				5,000							5,000	
105	Panama						5,000					5,000	
106	Namibia					1,000	2,000		2,000			5,000	
107	Tunisia			5,000								5,000	
108	Venezuela				5,000							5,000	
109	Cote d'Ivoire								5,000			5,000	
110	Uruguay									5,000		5,000	
111	Afghanistan				1,500	1,500		500		1,000		4,500	
112	Serbia							2,000	2,000			4,000	
113	Tajikistan					2,000					2,000	4,000	
114	Mauritania						3,846					3,846	
115	Benin				1,500				2,000			3,500	
116	Maldives		1,000	1,000				1,000				3,000	
117	Bhutan							1,500		1,500		3,000	
118	Republic of Congo					2,256						2,256	
119	Samoa					2,000						2,000	
120	El Salvador			2,000								2,000	
121	Georgia						2,000					2,000	
122	Madagascar						2,000					2,000	
123	Saint Lucia						1,000	500				1,500	
124	Haiti					1,480						1,480	
125	Timor-Leste					1,200						1,200	
126	Tuvalu					1,000						1,000	
	TOTAL		298,277,463	384,526,450	452,268,460	391,273,371	424,341,557	21,500	464,521,571	155,227,824	91,840,174	128,866,877	2,791,165,247
OTHERS													
1	Private Donations through United Nations Foundation			117,959	118,201	56,030	1,172,884		145,930				1,611,004

30	Kimse Yok Mu Association							10,000				10,000	
31	Bilkent Holding AS						10,000					10,000	
32	Red Crescent of UAE				9,982							9,982	
TOTAL			434,989	598,862	939,215	452,820	4,362,073	100,000	584,861	400,000	150,000	0	8,022,820
TOTAL MEMBER STATES AND OTHERS								121,500	465,106,432	155,627,824	91,990,174	128,866,877	
OVERALL TOTAL			298,712,453	385,125,312	453,207,675	391,726,191	428,703,630	465,227,932		376,484,875			2,799,188,067

* As of 10 February 2012

** Observer States

Numbers in red show that pledges have not yet been turned into full contributions.

Note: Amounts received are recorded at the exchange rate in effect on the date the deposit is received and may differ from amounts pledged due to fluctuations in exchange rates.