



















































**CERF Pledges and Contributions
2006 - 2009***

	Government	Pledges and Contributions					Total
		2006	2007	2008	2009 (Unpaid)	2009 (Paid)	
1	United Kingdom	69,928,000	83,726,040	80,239,000		64,262,000	298,155,040
2	Netherlands	51,860,000	53,400,000	63,900,000		55,668,000	224,828,000
3	Sweden	41,093,250	51,045,498	56,264,400		49,367,572	197,770,720
4	Norway	29,993,971	55,066,049	55,258,765		42,734,983	183,053,768
5	Canada	21,941,309	35,116,374	39,037,523		34,566,877	130,662,083
6	Spain	9,999,984	20,692,484	45,531,968		44,348,982	120,573,418
7	Ireland	12,601,974	26,273,974	33,301,074	10,362,400	15,723,146	98,262,568
8	Germany		6,597,500	14,790,000		19,522,484	40,909,984
9	Denmark	8,401,243	8,742,384	9,931,473		8,544,087	35,619,188
10	Australia	7,600,000	8,760,000	9,517,000		7,821,600	33,698,600
11	Finland	5,154,000	6,726,000	7,791,000		8,198,400	27,869,400
12	Switzerland	3,928,097	8,194,982	7,241,825		4,657,370	24,022,274
13	Luxembourg	4,000,000	5,610,800	6,190,400		5,696,400	21,497,600
14	United States	10,000,000		5,000,000			15,000,000
15	Belgium	2,666,194	2,988,914	2,539,594	3,885,983	2,925,906	15,006,591
16	Qatar	2,000,000		100,000	10,000,000	50,000	12,150,000
17	Korea, Republic of	5,000,000	1,500,000	2,000,000		3,000,000	11,500,000
18	Japan	7,500,000		2,169,083		1,000,000	10,669,083
19	Italy		2,670,400	2,935,400		1,358,868	6,964,668
20	France	1,263,800	1,312,100	2,223,046			4,798,946
21	New Zealand		762,700	1,000,000		1,000,000	2,762,700
22	India	1,000,000	1,000,000			500,000	2,500,000
23	Austria		401,430	1,030,055		424,740	1,856,225
24	China		500,000	500,000		500,000	1,500,000
25	Poland	250,000	510,000	300,000		300,000	1,360,000
26	Iceland	150,000	558,618	611,243			1,319,861
27	Turkey	300,000	300,000	300,000		200,000	1,100,000
28	Portugal	254,220	268,540	312,400		263,020	1,098,180
29	South Africa	288,577	240,000	221,538		180,000	930,115
30	Greece	100,000		300,000		500,000	900,000
31	Liechtenstein	100,000	123,244	196,136		230,840	650,220
32	Czech Republic	113,302	121,353	153,875	154,710		543,240
33	Indonesia	50,000	100,000	100,000		125,000	375,000
34	Romania		359,625				359,625
35	Malaysia	50,000	100,000	100,000		100,000	350,000
36	Mexico	50,000	50,000	100,000		150,000	350,000
37	Saudi Arabia	50,000	50,000	100,000		150,000	350,000
38	Monaco	25,000	35,000	139,313		141,692	341,005
39	Kuwait	200,000		50,000	50,000		300,000
40	Estonia	52,102	39,739	91,200		80,845	263,886
41	Brazil		30,000	50,000		149,985	229,985
42	Slovenia	10,000	50,000	50,000		66,588	176,588
43	Kazakhstan	25,000	50,000	50,000		50,000	175,000
44	Chile		30,000	100,000		20,000	150,000
45	Andorra	25,440	29,735	33,495		31,745	120,415
46	Nigeria	100,000					100,000
47	Hungary		10,000	20,000		54,088	84,088
48	Croatia	5,000	20,000	34,000		24,000	83,000
49	Trinidad and Tobago	20,000	20,000	20,000	20,000		80,000
50	Pakistan	20,000	19,967	20,000		15,000	74,967
51	Argentina			30,000	30,000		60,000
52	Ecuador	20,000	20,000	20,000			60,000
53	Egypt	15,000	15,000	15,000		15,000	60,000
54	Israel		30,000	15,000		15,000	60,000
55	Bahamas		50,000				50,000
56	Brunei		50,000				50,000
57	United Arab Emirates			50,000			50,000
58	Sri Lanka	10,000	10,000	9,982	10,133		40,115
59	Azerbaijan	20,000	20,000				40,000
60	Thailand	10,000	10,000	20,000			40,000
61	Bulgaria		10,000	10,000	15,000		35,000
62	Algeria		10,000	10,000		10,000	30,000
63	Cyprus		30,000				30,000
64	Oman					30,000	30,000
65	Peru		5,000	10,000		10,000	25,000
66	Lithuania			20,845			20,845
67	Colombia		20,000				20,000
68	Latvia			20,000			20,000
69	Armenia	5,000	5,000	5,000		5,000	20,000
70	Morocco	5,000	5,000	5,000		5,000	20,000

71	Philippines			5,000	5,000		10,000	20,000
72	Antigua and Barbuda		5,000	5,000	5,000		5,000	20,000
73	Ghana				5,000		10,000	15,000
74	Bangladesh		5,000		5,000			10,000
75	Grenada		10,000					10,000
76	Guatemala				10,000			10,000
77	Holy See**				5,000	5,000		10,000
78	Jamaica			5,000			5,000	10,000
79	Malta			10,000				10,000
80	Moldova						10,000	10,000
81	Mongolia				10,000*			10,000
82	Myanmar						10,000	10,000
83	Slovakia						10,000	10,000
84	Vietnam					10,000		10,000
85	Kenya						9,895	9,895
86	Montenegro				2,500		4,975	7,475
87	Albania				3,000		3,500	6,500
88	Djibouti		2,000	2,000*	2,000*			6,000
89	Bosnia and Herzegovina				5,000			5,000
90	Botswana				5,000			5,000
91	Haiti				5,000*			5,000
92	Syrian Arab Republic				5,000			5,000
93	Tunisia				5,000			5,000
94	Guyana				4,913			4,913
95	San Marino				4,413			4,413
96	Laos						3,000	3,000
97	Lebanon			3,000				3,000
98	El Salvador			2,000*				2,000
99	FYR of Macedonia				2,000			2,000
100	Maldives			1,000*	1,000*			2,000
101	Mozambique						2,000	2,000
102	Samoa					2,000		2,000
103	Benin						1,500	1,500
104	Bhutan				1,480		1,480	2,960
105	Afghanistan					1,440		1,440
106	Timor-Leste						1,200	1,200
107	Namibia						1,000	1,000
108	St. Lucia					1,000		1,000
109	Tuvalu						1,000	1,000
	Others							
1	Hyogo Prefecture		424,989	435,578				860,567
2	PriceWaterhouse Coopers				500,000			500,000
3	UN Foundation (Private Donations)			117,959	118,201		56,030	292,190
4	SCOR Group				200,000			200,000
5	Western Union				100,000		100,000	200,000
6	Abu Dhabi National Energy Company «TAQA»						150,000	150,000
7	HSBC Bank Middle East Limited						100,000	100,000
8	Disaster Resource Network		10,000	9,978	10,000*			29,978
9	Alexander Bodini Foundation				10,000		15,000	25,000
10	Jan Egeland			17,240				17,240
11	The Estate of George Gary						10,408	10,408
12	Humanity First			10,000	2,500			12,500
13	Baha'i International Community						10,000	10,000
14	Red Crescent of UAE						9,982	9,982
15	Individual contributions			8,107	1,010		1,400	10,517
16	Int'l Gold Exploration IGE, Sweden				1,678			1,678
17	CMS Hasche Sigle				624			624
18	Maravilla Foundation				200			200
	Total:		298,712,453	385,125,313	453,221,155	24,547,666	375,336,589	1,536,943,176

* The remainder of the 2008 pledge has not yet been received.

* As at 9 November '09

* Pledges not yet turned into contributions.

** The Holy See is an Observer State

Note: Amounts received are recorded at the exchange rate in effect on the date the deposit is received and may differ from amounts pledged due to fluctuations in exchange rates.