





















































**CERF Pledges and Contributions  
2006 - 2009\***

|    | Government           | Pledges and Contributions |            |            |                  |                |             |
|----|----------------------|---------------------------|------------|------------|------------------|----------------|-------------|
|    |                      | 2006                      | 2007       | 2008       | 2009<br>(Unpaid) | 2009<br>(Paid) | Total       |
| 1  | United Kingdom       | 69,928,000                | 83,726,040 | 80,239,000 |                  | 64,262,000     | 298,155,040 |
| 2  | Netherlands          | 51,860,000                | 53,400,000 | 63,900,000 |                  | 55,668,000     | 224,828,000 |
| 3  | Sweden               | 41,093,250                | 51,045,498 | 56,264,400 |                  | 49,367,572     | 197,770,720 |
| 4  | Norway               | 29,993,971                | 55,066,049 | 55,258,765 |                  | 42,734,983     | 183,053,768 |
| 5  | Canada               | 21,941,309                | 35,116,374 | 39,037,523 |                  | 34,566,877     | 130,662,083 |
| 6  | Spain                | 9,999,984                 | 20,692,484 | 45,531,968 |                  | 44,348,982     | 120,573,418 |
| 7  | Ireland              | 12,601,974                | 26,273,974 | 33,301,074 | 13,103,026       | 12,802,974     | 98,083,022  |
| 8  | Germany              |                           | 6,597,500  | 14,790,000 |                  | 19,522,484     | 40,909,984  |
| 9  | Denmark              | 8,401,243                 | 8,742,384  | 9,931,473  |                  | 8,544,087      | 35,619,188  |
| 10 | Australia            | 7,600,000                 | 8,760,000  | 9,517,000  |                  | 7,821,600      | 33,698,600  |
| 11 | Finland              | 5,154,000                 | 6,726,000  | 7,791,000  |                  | 8,198,400      | 27,869,400  |
| 12 | Switzerland          | 3,928,097                 | 8,194,982  | 7,241,825  |                  | 4,657,370      | 24,022,274  |
| 13 | Luxembourg           | 4,000,000                 | 5,610,800  | 6,190,400  |                  | 5,696,400      | 21,497,600  |
| 14 | United States        | 10,000,000                |            | 5,000,000  |                  |                | 15,000,000  |
| 15 | Belgium              | 2,666,194                 | 2,988,914  | 2,539,594  | 3,885,983        | 2,925,906      | 15,006,591  |
| 16 | Qatar                | 2,000,000                 |            | 100,000    | 10,000,000       | 50,000         | 12,150,000  |
| 17 | Korea, Republic of   | 5,000,000                 | 1,500,000  | 2,000,000  |                  | 3,000,000      | 11,500,000  |
| 18 | Japan                | 7,500,000                 |            | 2,169,083  |                  | 1,000,000      | 10,669,083  |
| 19 | Italy                |                           | 2,670,400  | 2,935,400  |                  | 1,358,868      | 6,964,668   |
| 20 | France               | 1,263,800                 | 1,312,100  | 2,223,046  |                  |                | 4,798,946   |
| 21 | New Zealand          |                           | 762,700    | 1,000,000  |                  | 1,000,000      | 2,762,700   |
| 22 | India                | 1,000,000                 | 1,000,000  |            |                  | 500,000        | 2,500,000   |
| 23 | Austria              |                           | 401,430    | 1,030,055  |                  | 424,740        | 1,856,225   |
| 24 | China                |                           | 500,000    | 500,000    |                  | 500,000        | 1,500,000   |
| 25 | Poland               | 250,000                   | 510,000    | 300,000    | 300,000          |                | 1,360,000   |
| 26 | Iceland              | 150,000                   | 558,618    | 611,243    |                  |                | 1,319,861   |
| 27 | Turkey               | 300,000                   | 300,000    | 300,000    |                  | 200,000        | 1,100,000   |
| 28 | Portugal             | 254,220                   | 268,540    | 312,400    |                  | 263,020        | 1,098,180   |
| 29 | South Africa         | 288,577                   | 240,000    | 221,538    |                  | 180,000        | 930,115     |
| 30 | Greece               | 100,000                   |            | 300,000    |                  | 500,000        | 900,000     |
| 31 | Liechtenstein        | 100,000                   | 123,244    | 196,136    |                  | 230,840        | 650,220     |
| 32 | Czech Republic       | 113,302                   | 121,353    | 153,875    | 154,710          |                | 543,240     |
| 33 | Indonesia            | 50,000                    | 100,000    | 100,000    |                  | 125,000        | 375,000     |
| 34 | Romania              |                           | 359,625    |            |                  |                | 359,625     |
| 35 | Malaysia             | 50,000                    | 100,000    | 100,000    |                  | 100,000        | 350,000     |
| 36 | Mexico               | 50,000                    | 50,000     | 100,000    |                  | 150,000        | 350,000     |
| 37 | Saudi Arabia         | 50,000                    | 50,000     | 100,000    |                  | 150,000        | 350,000     |
| 38 | Monaco               | 25,000                    | 35,000     | 139,313    |                  | 141,692        | 341,005     |
| 39 | Kuwait               | 200,000                   |            | 50,000     | 50,000           |                | 300,000     |
| 40 | Estonia              | 52,102                    | 39,739     | 91,200     |                  | 80,845         | 263,886     |
| 41 | Brazil               |                           | 30,000     | 50,000     | 50,000           | 99,985         | 229,985     |
| 42 | Slovenia             | 10,000                    | 50,000     | 50,000     |                  | 66,588         | 176,588     |
| 43 | Kazakhstan           | 25,000                    | 50,000     | 50,000     |                  | 50,000         | 175,000     |
| 44 | Chile                |                           | 30,000     | 100,000    |                  | 20,000         | 150,000     |
| 45 | Andorra              | 25,440                    | 29,735     | 33,495     |                  | 31,745         | 120,415     |
| 46 | Nigeria              | 100,000                   |            |            |                  |                | 100,000     |
| 47 | Hungary              |                           | 10,000     | 20,000     |                  | 54,088         | 84,088      |
| 48 | Croatia              | 5,000                     | 20,000     | 34,000     |                  | 24,000         | 83,000      |
| 49 | Trinidad and Tobago  | 20,000                    | 20,000     | 20,000     | 20,000           |                | 80,000      |
| 50 | Pakistan             | 20,000                    | 19,967     | 20,000     |                  | 15,000         | 74,967      |
| 51 | Argentina            |                           |            | 30,000     | 30,000           |                | 60,000      |
| 52 | Ecuador              | 20,000                    | 20,000     | 20,000     |                  |                | 60,000      |
| 53 | Egypt                | 15,000                    | 15,000     | 15,000     |                  | 15,000         | 60,000      |
| 54 | Israel               |                           | 30,000     | 15,000     |                  | 15,000         | 60,000      |
| 55 | Bahamas              |                           | 50,000     |            |                  |                | 50,000      |
| 56 | Brunei               |                           | 50,000     |            |                  |                | 50,000      |
| 57 | United Arab Emirates |                           |            | 50,000     |                  |                | 50,000      |
| 58 | Sri Lanka            | 10,000                    | 10,000     | 9,982      | 10,133           |                | 40,115      |
| 59 | Azerbaijan           | 20,000                    | 20,000     |            |                  |                | 40,000      |
| 60 | Thailand             | 10,000                    | 10,000     | 20,000     |                  |                | 40,000      |
| 61 | Bulgaria             |                           | 10,000     | 10,000     | 15,000           |                | 35,000      |
| 62 | Algeria              |                           | 10,000     | 10,000     |                  | 10,000         | 30,000      |
| 63 | Cyprus               |                           | 30,000     |            |                  |                | 30,000      |
| 64 | Oman                 |                           |            |            |                  | 30,000         | 30,000      |
| 65 | Peru                 |                           | 5,000      | 10,000     |                  | 10,000         | 25,000      |
| 66 | Lithuania            |                           |            | 20,845     |                  |                | 20,845      |
| 67 | Colombia             |                           | 20,000     |            |                  |                | 20,000      |
| 68 | Latvia               |                           |            | 20,000     |                  |                | 20,000      |
| 69 | Armenia              | 5,000                     | 5,000      | 5,000      |                  | 5,000          | 20,000      |
| 70 | Morocco              | 5,000                     | 5,000      | 5,000      |                  | 5,000          | 20,000      |
| 71 | Philippines          |                           | 5,000      | 5,000      |                  | 10,000         | 20,000      |

|     |  |   |                    |                    |                    |                   |                    |                      |
|-----|--|---|--------------------|--------------------|--------------------|-------------------|--------------------|----------------------|
| 72  | Antigua and Barbuda                      |      | 5,000              | 5,000              | 5,000              | 5,000             | 20,000             |                      |
| 73  | Ghana                                    |     |                    |                    | 5,000              | 10,000            | 15,000             |                      |
| 74  | Bangladesh                               |    | 5,000              |                    | 5,000              |                   | 10,000             |                      |
| 75  | Grenada                                  |    | 10,000             |                    |                    |                   | 10,000             |                      |
| 76  | Guatemala                                |    |                    |                    | 10,000             |                   | 10,000             |                      |
| 77  | Holy See**                               |    |                    |                    | 5,000              | 5,000             | 10,000             |                      |
| 78  | Jamaica                                  |    |                    | 5,000              |                    |                   | 10,000             |                      |
| 79  | Malta                                    |    |                    | 10,000             |                    |                   | 10,000             |                      |
| 80  | Moldova                                  |    |                    |                    |                    | 10,000            | 10,000             |                      |
| 81  | Mongolia                                 |    |                    |                    | 10,000*            |                   | 10,000             |                      |
| 82  | Myanmar                                  |    |                    |                    |                    | 10,000            | 10,000             |                      |
| 83  | Slovakia                                 |    |                    |                    |                    | 10,000            | 10,000             |                      |
| 84  | Vietnam                                  |    |                    |                    |                    | 10,000            | 10,000             |                      |
| 85  | Kenya                                    |    |                    |                    |                    | 9,895             | 9,895              |                      |
| 86  | Montenegro                               |    |                    |                    | 2,500              | 4,975             | 7,475              |                      |
| 87  | Albania                                  |    |                    |                    | 3,000              | 3,500             | 6,500              |                      |
| 88  | Djibouti                                 |    | 2,000              | 2,000*             | 2,000*             |                   | 6,000              |                      |
| 89  | Bosnia and Herzegovina                   |    |                    |                    | 5,000              |                   | 5,000              |                      |
| 90  | Botswana                                 |    |                    |                    | 5,000              |                   | 5,000              |                      |
| 91  | Haiti                                    |    |                    |                    | 5,000*             |                   | 5,000              |                      |
| 92  | Syrian Arab Republic                     |    |                    |                    | 5,000              |                   | 5,000              |                      |
| 93  | Tunisia                                  |   |                    |                    | 5,000              |                   | 5,000              |                      |
| 94  | Guyana                                   |  |                    |                    | 4,913              |                   | 4,913              |                      |
| 95  | San Marino                               |  |                    |                    | 4,413              |                   | 4,413              |                      |
| 96  | Laos                                     |  |                    |                    |                    | 3,000             | 3,000              |                      |
| 97  | Lebanon                                  |  |                    | 3,000              |                    |                   | 3,000              |                      |
| 98  | El Salvador                              |  |                    | 2,000*             |                    |                   | 2,000              |                      |
| 99  | FYR of Macedonia                         |  |                    |                    | 2,000              |                   | 2,000              |                      |
| 100 | Maldives                                 |  |                    | 1,000*             | 1,000*             |                   | 2,000              |                      |
| 101 | Mozambique                               |  |                    |                    |                    | 2,000             | 2,000              |                      |
| 102 | Samoa                                    |  |                    |                    |                    | 2,000             | 2,000              |                      |
| 103 | Benin                                    |  |                    |                    |                    | 1,500             | 1,500              |                      |
| 104 | Bhutan                                   |  |                    |                    | 1,480              | 1,480             | 2,960              |                      |
| 105 | Afghanistan                              |  |                    |                    |                    | 1,440             | 1,440              |                      |
| 106 | Timor-Leste                              |  |                    |                    |                    | 1,200             | 1,200              |                      |
| 107 | Namibia                                  |  |                    |                    |                    | 1,000             | 1,000              |                      |
| 108 | St. Lucia                                |  |                    |                    |                    | 1,000             | 1,000              |                      |
| 109 | Tuvalu                                   |  |                    |                    |                    | 1,000             | 1,000              |                      |
|     | <b>Others</b>                            |   |                    |                    |                    |                   |                    |                      |
| 1   | Hyogo Prefecture Japan                   |  | 424,989            | 435,578            |                    |                   | 860,567            |                      |
| 2   | PriceWaterhouse Coopers                  |  |                    |                    | 500,000            |                   | 500,000            |                      |
| 3   | UN Foundation (Private Donations)        |  |                    | 117,959            | 118,201            | 56,030            | 292,190            |                      |
| 4   | SCOR Group                               |  |                    |                    | 200,000            |                   | 200,000            |                      |
| 5   | Western Union                            |  |                    |                    | 100,000            | 100,000           | 200,000            |                      |
| 6   | Abu Dhabi National Energy Company «TAQA» |  |                    |                    |                    | 150,000           | 150,000            |                      |
| 7   | HSBC Bank Middle East Limited            |  |                    |                    |                    | 100,000           | 100,000            |                      |
| 8   | Disaster Resource Network                |  | 10,000             | 9,978              | 10,000*            |                   | 29,978             |                      |
| 9   | Alexander Bodini Foundation              |  |                    |                    | 10,000             | 15,000            | 25,000             |                      |
| 10  | Jan Eglad                                |   |                    | 17,240             |                    |                   | 17,240             |                      |
| 11  | The Estate of George Gary                |   |                    |                    |                    | 10,408            | 10,408             |                      |
| 12  | Humanity First                           |  |                    | 10,000             | 2,500              |                   | 12,500             |                      |
| 13  | Baha'I International Community           |   |                    |                    |                    | 10,000            | 10,000             |                      |
| 14  | Red Crescent of UAE                      |  |                    |                    |                    | 9,982             | 9,982              |                      |
| 15  | Individual contributions                 |   |                    | 8,107              | 10                 |                   | 8,117              |                      |
| 16  | Int'l Gold Exploration IGE, Sweden       |  |                    |                    | 1,678              |                   | 1,678              |                      |
| 17  | DBTCO America in Serbia                  |   |                    |                    | 1,000              |                   | 1,000              |                      |
| 18  | CMS Hasche Sigle                         |  |                    |                    | 624                |                   | 624                |                      |
| 19  | Maravilla Foundation                     |  |                    |                    | 200                |                   | 200                |                      |
|     | <b>Total:</b>                            |   | <b>298,712,453</b> | <b>385,125,313</b> | <b>453,221,155</b> | <b>27,638,292</b> | <b>372,065,017</b> | <b>1,536,762,230</b> |

\* The remainder of the 2008 pledge has not yet been received.

\* As at 13 October '09

\* Pledges not yet turned into contributions.

\*\* The Holy See is an Observer State

Note: Amounts received are recorded at the exchange rate in effect on the date the deposit is received and may differ from amounts pledged due to fluctuations in exchange rates.